

# FORWARD

ENGLISH  
Student's Book

Part one



Maria Verbitskaya  
Brian Abbs  
Anne Worrall  
Ann Ward



Алгоритм успеха

# FORWARD



АНГЛИЙСКИЙ ЯЗЫК

класс

**Учебник  
для общеобразовательных  
учреждений**

Под редакцией проф. М.В. Вербицкой

В двух частях  
**Часть первая**

*Рекомендовано  
Министерством  
образования  
и науки  
Российской  
Федерации*

**Москва**

*Издательский  
центр*

**«Вентана-Граф»**

**Pearson Education Limited**

**2013**

**Учебник включён в федеральный перечень**

Авторы: д-р филол. наук проф. *М.В. Вербицкая*,  
*Б. Эббс*, *Э. Уорелл*, *Э. Уорд*

А64 **Английский язык** : 4 класс : учебник для общеобразовательных учреждений : в 2 ч. Ч. 1 / [М.В. Вербицкая, Б. Эббс, Э. Уорелл и др.] ; под ред. М.В. Вербицкой. — М. : Вентана-Граф : Pearson Education Limited, 2013. — 80 с. : ил. — (Forward).

ISBN 978-5-360-04272-3 (ч. 1)

ISBN 978-5-360-04275-4 (общ.)

Учебник является третьим в серии «Forward», обеспечивающей преемственность изучения английского языка со 2 по 11 класс общеобразовательных учреждений. Учебник рассчитан на обязательное изучение предмета «Иностранный язык» в 4 классе в школах, работающих по базисному учебному плану, а также в школах и классах с углублённым изучением английского языка. В комплекте с учебником предлагаются пособие для учителя, рабочая тетрадь и компакт-диск с аудиоприложением к учебнику и рабочей тетради.

В первую часть входят разделы с 1 по 9, во вторую — разделы с 10 по 21 (1–16 разделы для обязательного изучения, 17–21 разделы дополнительные).

УМК для 4 класса входит в систему учебно-методических комплектов «Алгоритм успеха».

Соответствует федеральному государственному образовательному стандарту начального общего образования (2009 г.).

ББК 81.2(Англ)я71

*Учебное издание*

**Вербицкая Мария Валерьевна**

**Эббс Брайен**

**Уорелл Энн**

**Уорд Энн**

**Английский язык**

**4 класс**

Учебник для общеобразовательных учреждений

В двух частях

*Часть первая*

Благодарим за предоставленное разрешение на воспроизведение охраняемых авторским правом фотографий:  
*«Фотобанк Лори», С.С. Митурича (www.mosphoto.ru), Е.К. Рыжкову, О.Е. Гуву, А.Е. Максимову*

Редактор *Л.О. Савчук*. Дизайн *С.А. Каулен, Э. Самуэл*. Художники *Г. Эндрюс, К. Баксендейл, Д. Кокборн, Н. Говер, Р. Холт, С. Нун, К. Патерсон, М. Шоувел, М. Ливингстоун, С. Смолмен, Т. Графикс, Э. Вагнер, Н. Витт, М.Ю. Зарецкий, С.Ю. Гаврилова, О.А. Гуляева, П.А. Жиличкин, Е.Е. Исакова, Е.А. Савельев, Н.В. Торопицына, А.В. Юдин*. Художественный редактор *С.А. Каулен*. Внешнее оформление *С.А. Подкорытовой, Ю.В. Сопельняка*. Сканирование и цветоделение *Л.В. Аникиной, Д.И. Смирнова*. Компьютерная вёрстка *О.В. Игнатовой*. Технические редакторы *М.В. Плешакова, Л.В. Коновалова*. Корректоры *Е.А. Кудрявцева, А.С. Цибулина, Ю.С. Борисенко*

Подписано в печать 27.12.12. Формат 60×90/8. Гарнитура PragmaticaC. Печать офсетная  
Бумага офсетная № 1. Печ. л. 10,0. Тираж 15 000 экз. Заказ № 0601/13.

ООО Издательский центр «Вентана-Граф». 127422, Москва, ул. Тимирязевская, д. 1, стр. 3  
Тел./факс: (495) 611-15-74, 611-21-56. E-mail: info@vgf.ru, http://www.vgf.ru

Отпечатано в соответствии с предоставленными материалами в ООО «ИПК Парето-Принт»,  
170546, Тверская область, Калининский р-н, Бурашевское сельское поселение,  
промышленная зона Боровлёво-1, комплекс № 3 «А». www.pareto-print.ru

# Contents

1	New friends .....	4
2	A message on the computer .....	10
3	A computer magazine .....	16
4	In the rain forest .....	24
	Review 1 .....	32
5	What do you know about rain forests? .....	34
6	What do you know about Russia? .....	42
7	Find Joseph Alexander .....	48
8	Capital city .....	56
	Review 2 .....	62
9	Off we go! .....	64
	Англо-русский словарь .....	72
	Мой «ноутбук» .....	79

## Условные обозначения



Сначала послушай



Работай вместе с классом



Прочитай




Напиши



Твой «ноутбук»: повтори буквы и звуки



Выучи новые слова и выражения



Твоя очередь: работай самостоятельно



Запомни!



Вспомни!

\* Дополнительные задания



# New friends




- Рассмотри рисунки. Кого из ребят ты помнишь?  
• Listen and look.

It's August. This is the International Holiday Camp Forward not far from Sochi. The children are having a lovely holiday here. The weather's hot and sunny.

Where do you come from?

Vera, what is your favourite sport?



Let's go to Moscow next year.  
We can go by plane.

I'm going to write to you all.



Goodbye!  
Write to me.



Let's ask our friends to come to Moscow!

# Новые друзья



2. Read the text in groups.



3. Who is it? Ask and answer questions about the children.



4. Удостоверения личности — **identity cards** [aɪ'dentɪtɪ kɑ:dz]. Прочитай информацию на них и расскажи об этих ребятах. Какие новые слова тебе здесь встретились? Можешь догадаться об их значении?

## Identity card

name: Sam Roberts  
 age: 11  
 birthday: June 3rd  
 nationality: British  
 from: Newtown, England  
 pet: dog  
 hobby: detective stories  
 phone number: 567 894  
 address: Sochi,  
 International Holiday Camp  
 Forward



## Identity card


name: Kate Lewis  
 age: 11  
 birthday: August 18th  
 nationality: British  
 from: Newtown, England  
 pet: cat  
 hobby: adventure stories  
 phone number: 124 971  
 address: Sochi,  
 International Holiday Camp  
 Forward



1



5. Прочитай текст, покажи на рисунке, из какой страны приехали эти ребята. Покажи страны на «глобусе».



Robert comes from the USA. He's American.  
 Eva comes from Poland. She's Polish.  
 Mitsuko comes from Japan. She's Japanese.  
 Rosa comes from Argentina. She's Argentinian.  
 Ta-Ming comes from China. He's Chinese.  
 Pavel comes from Russia. He's Russian.  
 Andrew comes from Britain. He's British.



6. Talk to your friend about the people in the picture.

What nationality is Andrew?      He's British.

Where does Rosa come from?      Argentina.



7. Where does your friend come from? What's his/her nationality?



8. Найди слова по транскрипции. Что они обозначают? Спиши слова в алфавитном порядке.

['rʌʃə], ['pəʊlənd], [ðə 'ju: 'æs 'ei], [dʒə'pæn], [ɑ: dʒən'ti:nə], ['tʃaɪnə],  
['brɪtɪn], [speɪn], [v'streɪliə], ['ɪtəlɪ]

Russia, Poland, the USA, Japan, Argentina, China,  
Britain, Spain, Australia, Italy



9. Наши ребята встретились с детьми из разных стран. Вспомните, кто это и из какой страны.

American	Chinese	Polish
Russian	Japanese	British
Argentinian		
Australian		

Who is American?

Robert is American.

Where does he come from?

He comes from the USA.



10. Make identity cards with your friends for these children. Do you remember them? Where do they come from? When are their birthdays?



November 5th



May 25th



May 25th



December 13th



September 1st



August 16th



June 2nd



April 3rd



11. Play the game: Yes/No.

Is it a girl?

Yes.

Is she from Britain?

No.

Is she from Moscow?

Yes.

Is it Dasha?

Yes.





12. Лера решила познакомиться с Кейт по телефону.  
Listen and read.



*Lera:* Hello! I'm Vera's friend.  
I'm Russian. I'm from Moscow.

*Kate:* What's your name?

*Lera:* Oh, yes! My name is Valeriya Petrova,  
but my friends call me Lera.



*Kate:* How old are you?

*Lera:* I'm 11 years old.

*Kate:* I'm 11, too. When's your birthday?

*Lera:* On August 16th.

*Kate:* That's great! My birthday is in August, too.  
Can you send me your photo, please?

*Lera:* Yes, of course. What's your address, please?  
I want to post you a letter with my photos.

*Kate:* OK. My address is number 18 Lime Avenue,  
Newtown.

*Lera:* Can you spell that, please?

*Kate:* L-I-M-E A-V-E-N-U-E N-E-W-T-O-W-N.

*Lera:* All right. Thank you very much. Goodbye!

*Kate:* Write soon. Goodbye!



13. Talk to your friend about Lera and Kate.

Who is Valeriya Petrova?

What do her friends call her?

Is she Dasha's friend?

How old is she?

R

14. Найди шесть слов и закончи вопрос, приведённый ниже. Как ты на него ответишь?

LESSON ART HISTORY MATHS SCIENCE MUSIC



What's your favourite ... ?

**R**

15. Do you like mathematics? Count.

plus, minus, equals

$$98 - 65 = ? \quad 54 + 46 = ? \quad 24 + 63 = ?$$

$$14 + 72 - 19 = ?$$

**R**

16. Do you like science? Answer the questions, please.

What's the weather like in November in Moscow and in Sochi?

Where do kangaroos come from?



17. Do you like music?

Can you sing a song in English?



18. Do you like Russian lessons? Переведи эти фразы на русский язык. Какие формы местоимений используются в русском языке при обращении?

— Good morning, Nina Ivanovna. How are you today?

— Fine, thank you. How are you today, Masha?



19. Do you like English lessons? Read and point.

Miss Fisher is Ben's teacher.

She's 28 years old.

Her birthday's on March 29th.

Mrs Taylor is Ben's mother.

She's 39 years old.

Her birthday's on October 15th.

Jill's grandfather is 62 years old.

His birthday is on December 31st.

Ben's grandmother is 72 years old.

Her birthday is on November 30th.



20. Talk to your friend.


1 What's your name? 2 What time do you come to school? 3 What time do you have breakfast? 4 What time do you have lunch? 5 What's your favourite food? 6 Are you hungry? 7 What do you want to eat? 8 Are you thirsty? 9 What do you want to drink?

## A message on the computer



1. • Рассмотрите рисунки. Какой урок идёт в этом классе?  
• Listen and look.

Kate Lewis and Sam Roberts are at school, they are using the computer.




A-Z

use  
disappear  
contact

scientist  
explorer  
message

What's happening?  
There's nothing here!

## Компьютерное послание




2. Read the text in groups.




3. Прочитай и скажи, кто из этих людей учёный из Малайзии, исследователь из США, учитель из Англии.

**Identity card**




Professor Wallace  
(scientist)  
age: 35  
birthday: May 4th  
from: Malaysia  
hair: black  
eyes: brown

**Identity card**



Joseph Alexander  
(explorer)  
age: 27  
birthday: January 10th  
from: USA  
hair: red  
eyes: green

**Identity card**



Mr Freeman  
(teacher)  
age: 30  
birthday: September 22nd  
from: England  
hair: brown  
eyes: blue



Who's speaking? Listen and point.



Talk about the identity cards with your friend.

- 1) What's his name?
- 2) When is her birthday?
- 3) Where's she from?
- 4) ...



4. Профессору Уоллес угрожает опасность. Прочитай информацию на полицейском плакате и расскажи на русском языке, кто изображён на плакате. Кто из членов банды «Красная рука» преследует профессора?

## WHERE IS THE RED HAND GANG?

This is the Red Hand Gang.  
The leader of the gang is Mr Big.  
They call him 'The Boss'.  
Mr Big is very rich and lives on an island. He wants to own all the rare plants and animals in the world. Polly Zap is his assistant. At the moment she is in Indonesia in the rain forest. She is following Professor Wallace. Zack is another member of the gang. He's short and he's got dark hair. He is in London now. Tex is in London, too.  
He's tall and he's got glasses. He's got a metal hand.



### A-Z

glasses ['glɑ:sɪz]      plant [plɑ:nt]  
leader ['li:də] главарь  
rich [ri:tʃ] богатый  
island ['aɪlənd] остров  
own [əʊn] владеть  
rare [reə] редкий, -ая, -ое, -ие  
Indonesia [ˌɪndə'ni:ziə] Индонезия  
follow ['fɒləʊ] преследовать  
member of the gang ['membəɹ əv ðə ˌgæŋ] член банды  
dark [dɑ:k] тёмный  
metal ['metl] металлический  
assistant [ə'sɪstnt] помощник



5. Make questions about the Red Hand Gang. Ask your friend.

They call him 'The Boss'. Who is it?

Mr Big.

She's got pink hair. Who is it?

Polly Zap.



He has got } dark hair / blue eyes / glasses  
 He's got }  
 She is } tall / thin / short  
 She's }



6. Выпиши прилагательные в четыре столбика: 1) рост; 2) цвет глаз; 3) цвет волос; 4) телосложение человека.

brown, tall, dark, black, fair, short, red, green, thin, blue, fat



7. Какие из этих форм глаголов ты будешь использовать, чтобы описать: а) свою внешность; б) внешность своего собеседника; в) кого-то из своих знакомых?

I	am / have got	we	are / have got
you	are / have got	you	are / have got
he/she	is / has got	they	are / have got



8. Read Lera's identity card. Make identity cards for yourself and your friend.

<p><b>Identity card</b>            name: Valeriya Petrova            birthday: August 16th            age: 11            nationality: Russian            from: Moscow, Russia            colour of hair: red            colour of eyes: blue            favourite: book — <i>Cinderella</i>                              subject — English                              colour — pink</p>	
-----------------------------------------------------------------------------------------------------------------------------------------------------------------------------------------------------------------------------------------------------------------------------------------------------------------------------------------------------------------------------------------------------------------------------------	---------------------------------------------------------------------------------------



9. Часть слов из письма Кейт Никите на компьютере не читается. Спиши текст, восстановив всю информацию.

Professor Wallace is 35 \_\_ \_\_ . She's \_\_ long black hair and brown eyes. Her birthday is \_\_ May 4th. She's \_\_ Malaysia. She's a \_\_ .

A-Z

10. • Listen and read.

• Какие из этих слов, обозначающих профессии людей, ты уже знаешь? О значении каких можешь догадаться? Найди слова, к которым дана транскрипция.

- |             |            |           |           |
|-------------|------------|-----------|-----------|
| explorer    | chemist    | doctor    | detective |
| teacher     | scientist  | professor | pilot     |
| engineer    | journalist |           | astronaut |
| baker       |            |           |           |
| greengrocer |            |           |           |
| traveller   |            |           |           |

[ɪk'splɔ:rə], ['saɪəntɪst], [dɪ'tektɪv], ['kɛmɪst], [ɛndʒɪ'nɪə],  
 ['dʒɜ:nəlɪst], ['trævlə], ['æstrənɔ:t]



11. Point to the people and say who they are and what their professions are.



He's my father.



He's my uncle.  
 He's my father.



She's my mother.



He's my father.



- A Who is this man? He's Maxim's father.  
 What does he do? He's an explorer.



12. • Listen and read.

• Какие из этих вопросов общие, а какие — специальные? Какие из них произносятся с подъёмом голоса, а какие — с понижением?

I. Does she need help? Can we contact Joseph Alexander? Is he in London now? Can we go to London?

II. What's happening? What is it? What can we do now? Who is Professor Wallace? Where's she from?



I. В начале **общего** вопроса всегда стоит один из глаголов **do/does, are/is, have/has** или **can, must**. Общий вопрос произносится с *восходящим* тоном в конце предложения. В английском языке восходящий тон более плавный, чем в русском.

II. В начале **специального** вопроса всегда стоит одно из вопросительных слов: **what** (что, какой), **who** (кто), **where** (где, куда, откуда), **why** (почему), **which** (который), **whose** (чей), **when** (когда), **how** (как), **how many** (сколько). Специальный вопрос произносится с *нисходящим* тоном в конце предложения.



13. Никита встречает в московском аэропорту тётю Бена. Он разговаривает с Беном по мобильному телефону. Дополните в диалоге реплики Бена.

*Ben:* Hello?

*Nikita:* Hello, Ben. This is Nikita from Moscow.

*Ben:* Hello, Nikita. How are you today?

*Nikita:* I'm fine, thank you. I'm at the airport.

What time does the plane arrive in Moscow?

*Ben:* I don't know. At 12 o'clock, I think.

*Nikita:* It's half past twelve. Is your aunt tall or short?

*Ben:* ...

*Nikita:* Has she got long fair hair?

*Ben:* ...

*Nikita:* Has she got a hat?

*Ben:* ...

*Nikita:* What's she wearing?

*Ben:* ...

*Nikita:* How many bags has she got?

*Ben:* ...

*Nikita:* There she is!





## A computer magazine



1. Listen and look.


These children are learning to use a computer at school. They are using a keyboard and looking at the screen.



This woman works in an airport.



Engineers use computers to design things. This is the space shuttle.



2. Покажите на иллюстрациях журнала, что означают выделенные слова. Расскажите по-русски, для чего нужны компьютеры.

**A-Z**

keyboard

screen

space shuttle

use

design

work

police

criminal

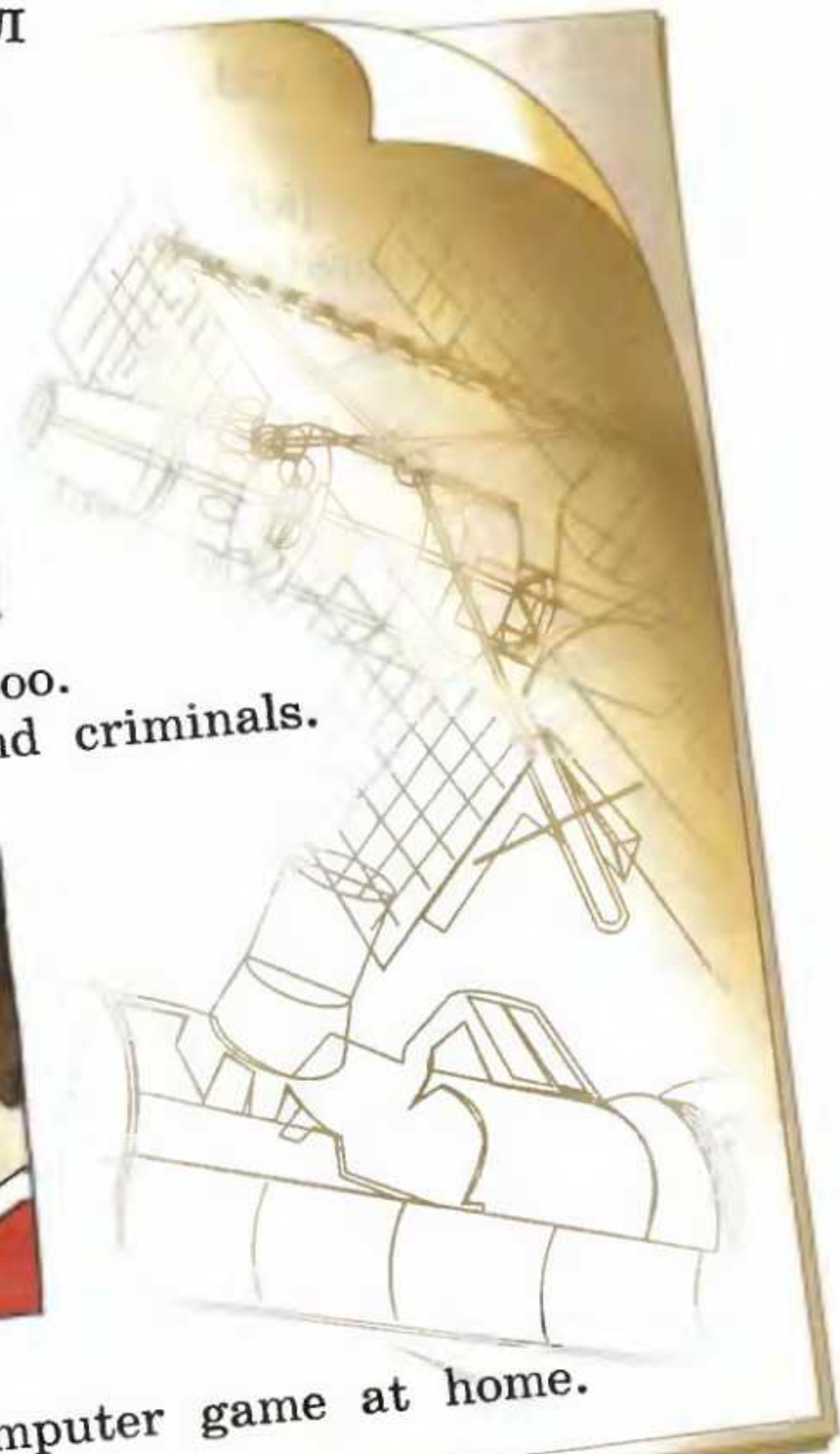
## Компьютерный журнал



The police use computers, too.  
Computers help them to find criminals.



Computers are also fun!  
This boy is playing a computer game at home.



3. Выпиши со страниц журнала эти слова. О значении каких слов ты можешь догадаться?

[pə'li:s], ['kɪmɪn], ['ki:bɔ:d], [ˌendʒɪ'nɪə], [dɪ'zain]



4. Who's speaking?

Listen to the conversations and point to the correct picture. (Послушай разговоры и покажи нужный рисунок.)



5. How many people in your class have got a computer?  
Ask your friends.



6. Составьте список мест, где люди работают на компьютерах.

1) There are computers at an airport.



7. What do they want to be?  
Read and point to the correct picture.

A-Z

chef [ʃef]  
laboratory [lə'brɒrətɪ]



- A I want to be an engineer. I want to design planes.  
B We want to be pilots. We want to fly planes.  
C I want to be a scientist. I want to work in a laboratory.  
D I want to be a vet. I want to look after sick animals.  
E I want to be a detective. I want to catch criminals.  
F We want to be chefs. We want to cook wonderful food.

your turn!

8. What do you want to be? Talk to your friend.

I want to be an astronaut. I want to go to the Moon.



9. • What do they do? Listen to some people. They are talking about their jobs. Guess what they do.

• Game: What do I do? Choose a job. Your friend asks questions to guess what it is.

Do you use a computer?

Yes.

Do you want to design something?

Yes.

Are you an engineer?

Yes.



10. Послушай и прочитай сочетания местоимений с формами глаголов **Present Simple**. Правильно произноси выделенные окончания.

[z] she learns, he listens, it needs, she reads, he lives,  
he comes, she plays, it does, it goes, he delivers

[s] she cooks, it looks, he likes, it gets, she writes

[ɪz] he washes, she catches, he teaches, she uses



Глаголы в формах **Present Simple** (настоящее простое время) описывают обычные, привычные, повседневные действия и состояния.

1) I walk to school. (Я хожу в школу пешком.)

2) He gets up at seven o'clock every day. (Он встаёт в 7 часов каждый день.)

3) Sometimes we go to a swimming pool. (Иногда мы ходим в бассейн.)

4) She lives in Russia. (Она живёт в России.)

I / you / we / they	go ..., walk ..., get up ...
he / she / it	goes ..., walks ..., gets up ...



11. Чем обычно занимаются люди этих профессий? Найди продолжение для каждого предложения.

1 Engineers ...

2 Vets ...

3 Scientists ...

4 Detectives ...

5 Doctors ...

6 Pilots ...

A ... look after sick animals.

D ... work in laboratories.

B ... design things.

E ... fly planes.

C ... catch criminals.

F ... look after sick people.



In pairs, ask questions about these people.

What do engineers do?

They design things.



12. Напиши о привычках ребят по образцу.

Cody  
Maxim  
Sam

**every day**

to get up at 8 o'clock

to do exercises in the morning

to have lunch at 2 o'clock

**sometimes**

to go to school by bus

to play computer games

to walk in the park

1 Cody gets up at 8 o'clock every day. Sometimes she goes to school by bus.



13. What do they do and what do they need? Поговорите о профессиях. Составьте предложения, используя слова и выражения из рамок. Добавьте свои примеры.

detective  
postman  
scientist  
chef  
teacher  
doctor  
engineer

cook food for people  
catch criminals  
learn more about rare plants  
design cars  
look after sick people  
deliver letters to people  
teach English at school



What does a detective do?

A detective catches criminals.

What does a detective need?

He needs a dog.



14. Что обычно делают эти люди на работе? Напиши ответы по образцу, используя глаголы в форме настоящего простого времени.

Pete is a postman. What does he do? — He delivers letters to people.

- 1 John is an engineer. What does he do?
- 2 Cathy is a doctor. What does she do?
- 3 Bert is a scientist. What does he do?
- 4 Stella is a detective. What does she do?
- 5 Paul and Karen are chefs. What do they do?



15. Do you remember Joseph Alexander? Read the text and fill in the gaps. (Прочитай текст, заполняя пропуски.)

Joseph Alexander is a famous \_\_\_.

He's \_\_\_ years old. His birthday is on January 10th. He comes from \_\_\_.

He's got short \_\_\_ hair and \_\_\_ eyes.

He's got \_\_\_. He's tall and thin. He likes to climb mountains.



**16.** Read about Maxim. What does he want to be?

I like to go to school on Friday. We have maths and a computer class on Friday afternoon. These are my favourite subjects.

I've got many friends in Moscow and in Britain.

I write letters to them every week. I like books but I like computers more. I play computer games very well.

My mother is a scientist. She works in a laboratory. Sometimes she travels. My father is an engineer. He's got a computer. He uses it to design bridges. I want to use computer, too. I want to design cars. I want to be an ... .



**17.** Tell your friends about yourself.

Образец — рассказ Максима.



**18.** This is a computer club. Ask your friend about the children in the pictures.

**listen** to music  
**play** computer games

**read** about animals  
**write** a letter



Is Lera at school?

Is it a computer club?

Does she use a computer?

What does she want to do?



19. Read Maxim's letter to Sam. What does he want to know?

Dear Sam,

Thanks a lot for your letter. Have you got any new messages on your computer?

My mother is a scientist, too. She studies how to make medicines from different plants. She is going to the tropical rain forests in South America next month. What's the weather like in the rain forests? Is it really hot and wet there?

Write soon,

Maxim



south — юг; южный  
rain — дождь; дождевой

wet — влажный  
study — изучать



20. Сравни значения выделенных слов. В каких предложениях они являются существительными, а в каких — прилагательными?

1 Maxim's got a **computer**. 2 He likes to play **computer** games. 3 There is a **computer** club in his school. 4 Maxim's mother is going to the **rain** forests next month. 5 I like watching the **rain**.



В английском языке некоторые существительные могут выполнять роль прилагательных, если употребляются в словосочетании перед другим существительным.

Сущ.

Прил.

This is a **computer**.  
(Это — компьютер.)


This is a **computer** game.  
(Это — компьютерная игра.)



21. Listen and talk to this computer.

Some computers can talk. They talk in a funny way. Listen to this computer and repeat what it says. Then say it in correct English.

HELLO! MY NAME'S COMPO. I'M A FRIENDLY COMPUTER.  
WHAT'S YOUR NAME? WHAT'S YOUR FRIEND'S NAME?  
DO YOU WANT TO PLAY A GAME? GOOD! LET'S PLAY!



friendly





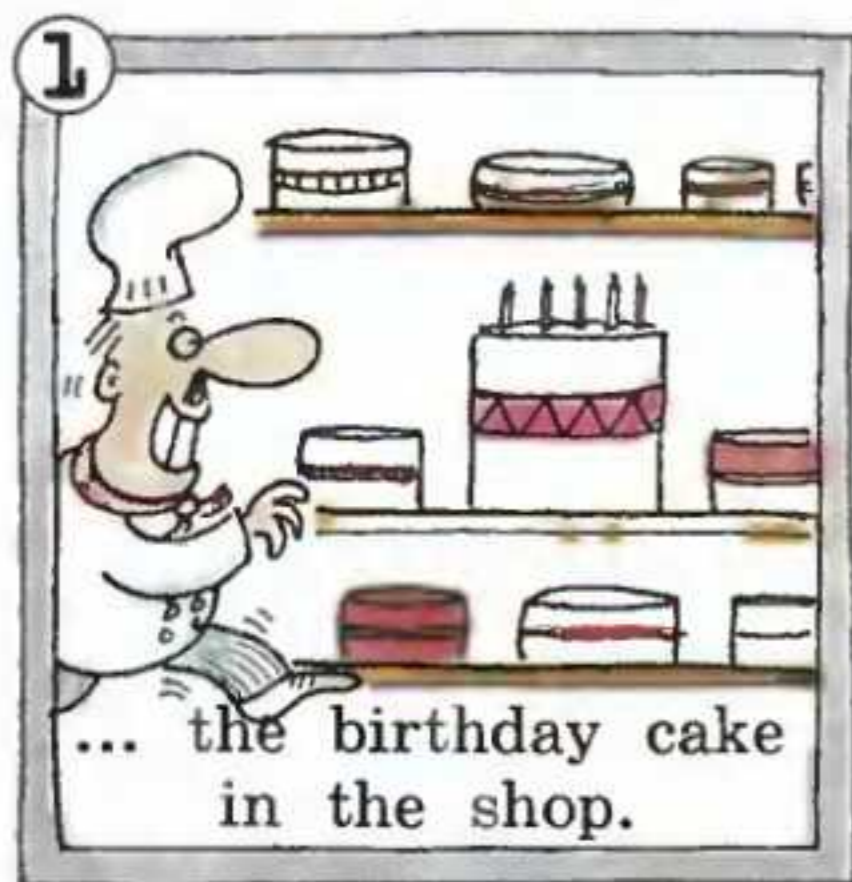
22. Computer game.  
Tell Jack what to do.



Find the birthday cake in the shop.



climb up, cross, find, arrive at, go through,  
jump over, run away, swim across



23. Придумай по образцу свою компьютерную игру.




## In the rain forest



1. Listen and look. Who is following Professor Wallace?

Professor Wallace is looking for a rare orchid in the rain forest. She is having a few problems ...

I don't understand. My computer was OK yesterday, but it's no good today. I can't send any more messages.



This rope ladder was OK yesterday, too. Who's doing this? Now I can't climb down the cliff.

Where are my things? I know my diary was in this bag yesterday, but it isn't here now. The map and my camera were in the tent, but they aren't there now.




**A-Z** orchid  
rope

cliff  
diary

yesterday  
climb down

have a few problems

## В дождевом лесу



Oh, well! I've got my tent ... and lots of food and water.

I hope somebody has got my message.



2. Read the text.



3. Find the animals. Listen and point to the animals in the story.



Talk to your friend about what you can see.

Can you see a monkey?

Yes.

How many monkeys are there?

There are three.



4. Listen and say **true** or **false**.

The professor can use her computer ... **False.**

... but she can't **climb down** the cliff. **True.**



5. Read and match.

Where were they yesterday?  
(Где они были вчера?)



Carlo was at the video shop.  
Steven was at home.  
Simon was at the office.  
Jane was at the newsagent's.  
Sarah was at the station.  
Alison was at the pizza parlour.



I/he/she was...  
we/you/they were...



6. Who isn't telling the truth? (Кто говорит неправду?)  
Listen to an interview. One person isn't telling the truth.  
Who is it?



Listen to Detective Casey's questions again. Practise them  
with your friend.



7. Поиграйте в детективов. Think of a place and a  
time. Ask questions to find out where your friend was.



Were you in the park last night?

No, I wasn't.

Were you in the video shop?

Yes.




8. Listen to the description of this picture and repeat.  
(Послушай и повтори описание этого рисунка.)

There are...

There is...

trees, monkeys,  
parrots, snake,  
tree house



Опиши по-английски сценку из жизни леса.  
Пусть твой друг её нарисует.



9. Listen to the song.  
Do you ask such silly questions?

### Why can't a porcupine smile?

Sometimes when I'm sitting in the bath,  
I think of silly questions which always  
make me laugh.

Sometimes in the shower or in the bath,  
I sing these silly questions which  
always make me laugh.

And the questions go like this ...

Why can't a porcupine smile?

Why can't an elephant sing?

Why can't a pelican boil an egg,

When I can do all of these things?


Silly questions make you giggle.

Silly questions make you laugh.

Silly questions don't have answers

When you're in the shower

Or you're sitting in the bath.



10. Think of some silly questions with your friend.



11. Найди в подписях к картинкам на с. 24–25 предложения со словом **yesterday** (вчера). Скажи, какие формы глагола **to be** в них употребляются.



12. Что было в порядке вчера (в прошлом), но испорчено сегодня (в настоящем)? Point to the children and say what they can't do.

My computer was OK yesterday, but it is no good today. I can't send any more messages.

My flowers were OK yesterday, but they are no good today. I can't give them as a present.



A My guitar \_\_\_ OK yesterday, but \_\_\_ \_\_\_ no good today. I can't ...

B My camera \_\_\_ OK yesterday, but \_\_\_ \_\_\_ no good today. I ...

C My shoes \_\_\_ OK yesterday, but \_\_\_ \_\_\_ no good today. I ...

D My book \_\_\_ OK yesterday, but \_\_\_ \_\_\_ no good today. I ...



13. Ask questions about the children.



Were Vera's shoes OK yesterday?

Yes, they were.

Can she wear them today?

No, she can't.





14. Talk about your school friends. Were they at school yesterday? Where were they?

What day is it today?

Today's ...

Was Nina at school yesterday morning?

Yes, she was.

Where were you yesterday?

I was at a swimming pool yesterday.

library, theatre, fair, bookshop, supermarket



Когда мы говорим о том, что происходило в прошлом, в предложении используется форма прошедшего простого времени глагола (**Past Simple**). Как правило, при этом есть указание на конкретное время в прошлом: *yesterday* (вчера), *last month* (в прошлом месяце), *two hours ago* (два часа назад). Глагол **to be** имеет две формы **Past Simple**: **was, were**.

Единственное число	I	was	at school at 9 o'clock.
	You	were	at home two hours ago.
	He/she	was	in London last month.
	It	was	OK yesterday.
Множественное число	We	were	at school at 9 o'clock.
	You	were	at home two hours ago.
	They	were	in London last month.
	They	were	OK yesterday.



15. С какими местоимениями множественного числа употребляется форма **were**? С каким местоимением может использоваться эта форма в единственном числе?



16. Ask your friend where he/she was.

A: Nina? Can I ask you some questions, please?

Where were you at eight o'clock yesterday morning?

B: I was in my kitchen at home.

A: Where were you at half past eleven?

B: I was at school.

A: Thank you very much.



17. Work in groups. Do you know these animals? Where do they live? What can they do?

porcupine  
pelican  
spider  
snake  
parrot  
tiger  
bear  
kangaroo  
monkey  
rabbit



holes, lakes and rivers, trees

What's this?

This is a monkey.

Where do they live?

They live in trees.

What do they eat?

They eat leaves and fruit\*.

What can they do?

They can jump well. They can run and climb trees, too.

A-Z

\*fruit — ПЛОДЫ

hole

lake



18. Can you describe these animals?

There are a lot of monkeys in the rain forest.







They have got ... . They live ... . They eat ... .

They can ... . They cannot ... .



19. • Talk to your friend about Dasha's and Lera's day.

• Выберите любой день из их дневников.

	Dasha's diary	Lera's diary
Monday	school 	school 
Tuesday	museum 	supermarket 
Wednesday	toy shop 	swimming pool 

Today is Tuesday.  
Was Lera at school at eight o'clock yesterday?

Yes, she was.

Where was Dasha at eight o'clock yesterday morning?

At eight o'clock? She was at school.



Обрати внимание на то, как следует задавать *общий* (I) и *специальный* (II) вопрос с глаголом **to be**, если действие происходило в прошлом.

**Past Simple**

(I) **Were** we / you / they } at school yesterday?  
**Was** I / she / he / it }

Yes, we / you / they **were**. No, we / you / they **weren't** = **were not**  
Yes, I / she / he / it **was**. No, I / she / he / it **wasn't** = **was not**

(II) Where { **were** we / you / they } yesterday? **We / you / they were...**  
{ **was** I / she / he / it } **I / she / he / it was...**



20. • Find nine words. Write them down.  
• Подбери и запиши общее слово к ним.

*kangaroospiderfrogsnakeparrottigerbearmonkeyrabbit*



21. • Listen and read.  
• Спиши предложения, поставь в конце нужные знаки.

Where were you yesterday\_\_ Can a porcupine smile\_\_  
Where is Polly Zap\_\_ Do you like maths\_\_



## Review 1

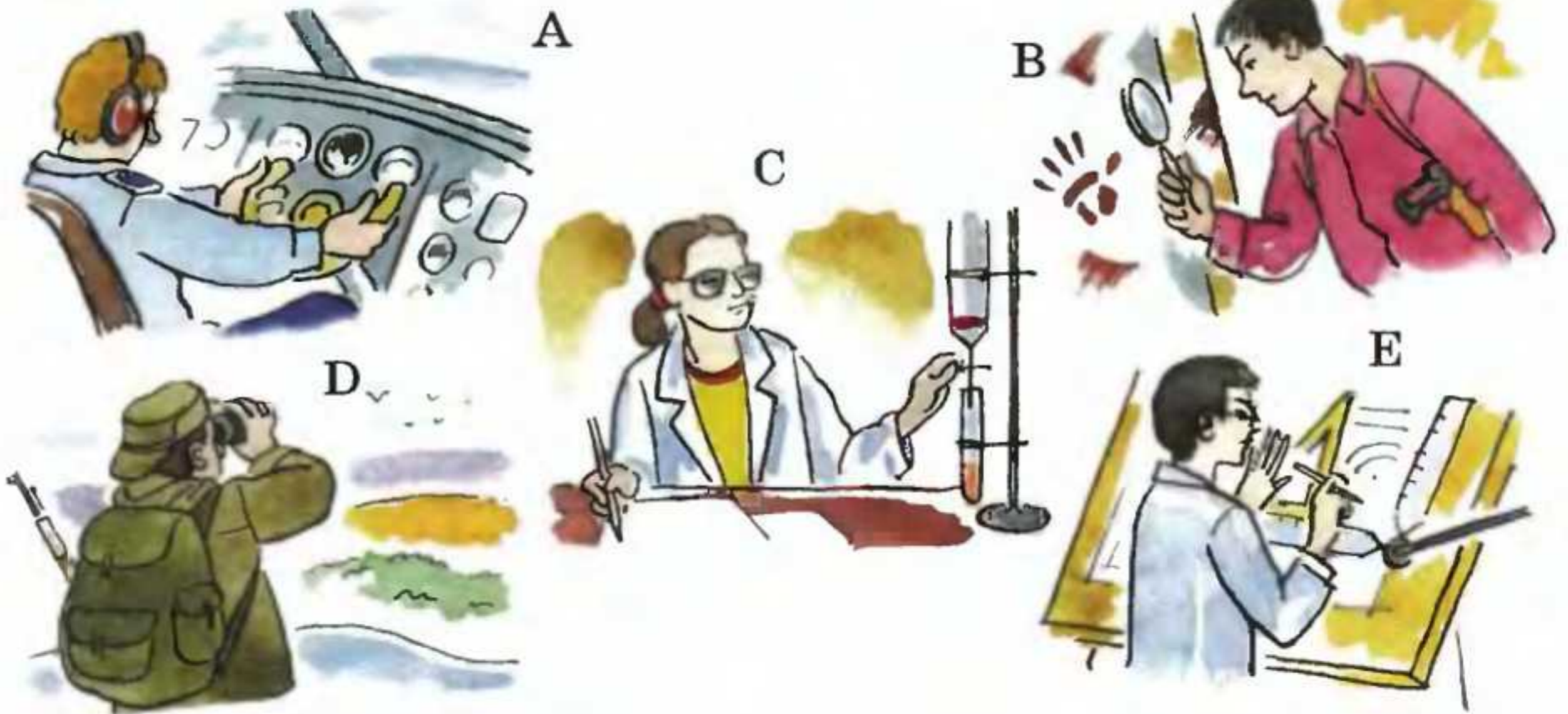


1. Выпиши парами названия стран и их жителей.

Russia, Japan, Russian, Britain, Japanese, Australia, Chinese, Australian, China, British



2. Match the pictures with the texts.



- 1 Sometimes he works in an office and sometimes he works outside. He must catch criminals. He's Nikita's uncle.
- 2 He travels a lot. Sometimes his working day starts in Russia and finishes in China or the USA. He is Lera's father.
- 3 He works in an office. He uses a computer to design new engines for space shuttles and planes. He's Vera's father.
- 4 He travels a lot. Sometimes he flies by plane. He explores volcanoes. He's Nikita's father.
- 5 She works in a laboratory. She studies how to make medicines from different plants. She's Maxim's mother.



Talk to your friend about the people in the pictures.

A — This is Lera's father. He's a pilot. He flies planes.

# Повторение 1



3. Write questions. Ask about your friend and write the answers.

How tall / to be / Nina / last year?

How tall / to be / Nina / now?

What / to do / Lera / want to be?

What / to be / Lera's / favourite lesson?



4. Game. Кто вспомнит больше слов в каждой группе? Называйте слова в форме множественного числа, чётко произнося окончания.

- bears, lions, rabbits...
- pens, pencils, books...
- tables, wardrobes, desks...



5. Talk to your friend.

1 How old are you? 2 How old were you last year?  
3 When is your birthday? 4 How old is your mother (father, ...)? 5 Have you got a sister (...)? 6 What time do you come to school? 7 Were you at school on Monday? 8 Is English (...) your favourite lesson? 9 Which subjects do you like? 10 What's your favourite animal? 11 Do you like computers (...)? 12 What can you do well?



6. • Listen and act.  
• Read the rhyme. Ask questions about the pictures.

## The colour poem

Red, red, red, touch your head.  
This is my head and it's not red.  
Blue, blue, blue, touch your shoe.  
This is my shoe and it's not blue.  
Brown, brown, brown, touch the ground.  
This is the ground and it's not brown.  
Black, black, black, touch your back.  
This is my back and it's not black.  
Purple, purple, purple, draw a circle.  
This is a circle and it's not purple.



back — спина

# 5

## What do you know about rain forests?



1. Listen and look.



Fact card



This is a picture of a tropical rain forest. The weather in the tropics is very hot and wet. The trees in the rain forest grow very tall. There are lots of different kinds of trees. Some trees are seventy metres tall. The floor of the rain forest is quite dark. There are a lot of dead leaves there, but not many green plants.

A-Z

dead — сухие (листья)

floor — нижний ярус леса, земля

at the top — на верхушках

canopy — полог, верхний ярус леса

smaller — поменьше

by the side of the rivers — по берегам рек

fall down      grow



## Что ты знаешь о дождевых лесах?



The leaves at the top of the trees are very thick. They make a canopy. Lots of animals and birds live in the canopy. Smaller plants, like orchids, live on the tree trunks in the canopy. Smaller plants and new trees grow by the side of the rivers. When a tree falls down, new plants can grow in the space. Once there were a lot of rain forests. Now there aren't many. They are disappearing quickly.



Some trees **are** seventy metres tall. **once there were** — **now there are** leaf (ед. ч.) — leaves (мн. ч.)



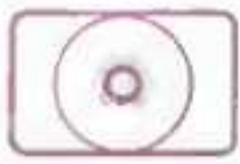
2. Прочитай текст про себя. Найди и прочитай вслух ответы на эти вопросы.

- What's the weather in the tropics like?
- Are the trees in the rain forest tall?
- Are the leaves at the top of the trees thick?
- Do animals live in the rain forests?
- What can you see on the forest floor?
- Where do new trees and small plants grow?



3. Расскажи о дождевых лесах в тропиках по иллюстрациям к тексту. Что нового тебе удалось узнать?

5



4. Знаешь ли ты, что есть растения, которые называются плотоядными (pitcher plants)? Это значит, что они питаются животными. Рассмотрни иллюстрации, послушай рассказ об этих удивительных растениях и постарайся понять, как насекомые становятся пищей для них.

- 1 Where do pitcher plants grow?
- 2 What do pitcher plants eat?
- 3 What happens when insects fall into the pitcher plants?



5. Whose plants are they? Listen and point.



Anne



Mark




Susie



Joe

Pitcher plants are filled with liquid.



Ask your friend about the plants.

How tall is Anne's plant?

Ten centimetres.

How many leaves has it got?

your turn!

6. Draw a plant and talk to your friend about it.




This is my plant. Its name is Max. Its favourite food is flies.



### 7. A rain forest quiz.

How much can you remember about the rain forest?

1. Are there any rain forests in Russia?
2. What's the weather like in the rain forest?
3. How tall are some trees in the rain forest?
4. Do orchids grow on the floor of the rain forest?
5. What does a pitcher plant eat?



### 8. Listen to the song.

Can you answer the question?

#### Sunflower in the sun

Sunflower in the sun, growing very high.  
 Sunflower in the sun, growing very high.  
 Sun and water you need to make you grow  
 from a seed.

Till you look like a yellow sun.  
 Till you look like a yellow sun.

A sunflower grows taller and taller  
 Till you can't touch its head with your hand.

A sunflower grows bigger and bigger.

It's proud, it's yellow, it's grand.

A giant sunflower is enormous.

It's an incredible height.

I know that sunflowers love the sun,

But what do they do at night?

Please tell me, what do they do at night?



### 9. Объясни, как образовано название цветка в русском и английском языках:

sunflower — подсолнечник



10. • Listen and repeat.

• Какое из этих названий частей света совпадает с названием страны? Найди транскрипцию к каждому слову.

Europe, Asia, Australia, America, Africa  
[v'streiljə], [ˈæfrɪkə], [ˈjʊərəp], [ˈeɪʃə], [ə'merɪkə]



11. Listen and repeat.

Australia — Australian, America — American,  
Russia — Russian, Europe — European, Asia — Asian,  
Africa — African, Indonesia — Indonesian



К какой части речи в английском языке относятся слова, оканчивающиеся на **-an**?



12. Read Sam's descriptions of animals and find their pictures. Talk to your friend about these animals.

From: Sam@Forward.ru

Porcupines live in holes in the forest floor. They eat leaves and fruit. They have got long spines on their backs. They can run backwards! Joseph Alexander was in Indonesia. You can see his photo of an Indonesian porcupine.

The platypus lives in lakes and rivers in Australia. It has short legs and a tail. It can swim underwater and dive. The platypus can move quickly in water but it can't run on land.

I'm sending you Cody's photo. She was in Australia on holiday. There are a lot of interesting animals in this country.

A-Z

backwards [ˈbækwədz] — задом наперёд



Are porcupines Indonesian animals?

Do they eat insects?

Yes, they are.

No, they don't. They eat leaves and fruit.






13. • В некоторых словах письма пропущены буквы (\*).  
• Read the letter. How do you spell the words with\*?

From: Maxim@Forward.ru

Dear Sam,

T\*ank you very mu\*\* for the fact card “R\*\*n for\*sts”. It is very int\*\*esting.  
In Ru\*\*ia there are di\*ferent seas and many big r\*vers. We are making a fact card about Ru\*\*ia.  
Write soon.

Bye,  
Maxim

T-H-A-N-K 




14. Даша послала Джил фотографии и заметки из своего дневника. Прочитай их, вставляя глаголы.


From: Dasha@Forward.ru

**Dasha's diary**

In August



Today is November 7th



In August my rose \_\_\_ 30 centimetres tall. The flower \_\_\_ small. There \_\_\_ 5 leaves on the plant.  
Today is November 7th. Now the rose \_\_\_ 50 centimetres tall. There \_\_\_ two big flowers. They \_\_\_ pink. It has got lots of leaves.  
It's so beautiful!



15. How many words can you find?

*green brown red pink orange yellow purple blue grey*



Talk to your friend.

What's your favourite ... ? Do you like ... T-shirts?





16. Game: What is it? Look at one of the pictures and describe what you see. Your friend guesses.



rose



sunflower



pitcher plant



water lily

A: It grows in gardens. It has beautiful red flowers and green leaves. It can hurt you. You can see it in Russia and in many other countries. My mother likes it, and it's my favourite flower.

B: Is it a rose?

A: Yes.



17. Let's return to the story. Read and say **true** or **false**.

- 1 Professor Wallace is in the rain forests of Indonesia.
- 2 She's looking for a rare orchid.
- 3 Mr Big wants to find the orchid for his collection.
- 4 Polly Zap helps Professor Wallace.
- 5 The professor's computer is no good now.
- 6 She can send messages to her friend Alexander.
- 7 She hasn't got any food.



18. Talk to your friend. Where were you in August?



Where were you in August?

I was in Sochi.



Where were you in June?  
Were you at a holiday camp?

No. I was in Kamchatka with my dad.




19. Прочитай слова. Что общего у всех этих слов? Как читаются выделенные буквы? Напиши транскрипцию звуков, которые обозначены этими буквами.

tall, ladder, yellow, different, fall, small, disappear, message, Russia, spell



20. How tall are they? Talk to your friend. How tall are the trees, the ladder, the tent, the explorers and the elephant?



How tall are the trees?

The trees are eight metres tall.



21. • Listen and read.

• На какие слова в этих предложениях падает ударение, а на какие — нет? Какие слова в предложениях подчёркнуты? Какие это части речи?

This is a picture of a tropical rain forest.

The weather in the tropics is very hot and wet.

The trees in the rain forest grow very tall.



22. Проведи исследование. How tall are you and your friends? Write sentences about yourself and your friends.

I'm ... centimetres tall.

Nina is 123 centimetres tall.

## What do you know about Russia?



1. • Listen and look. Do you know these countries? Where do you live?  
 • Какая страна больше других?



Look at the map of these countries. Australia and the USA are big countries. They are bigger than Britain. But Russia is bigger than Australia and the USA. It is a very big country.

The weather can be different in different parts of Russia. In April it is cold and there is a lot of snow in Siberia, but it is warm on the Black Sea coast.



These are pictures of the Siberian taiga in **winter**. You can't see brown bears in the taiga now. They sleep in their holes under the snow in winter. But there are lots of bears in the forest in the other seasons. Some trees in the taiga are 40 metres tall.

**A-Z**

seasons: winter, spring, summer, autumn  
 big — bigger      the Black Sea coast  
 all over the world

## Что ты знаешь о России?



These are pictures of Kamchatka. It's **spring** time. Kamchatka is famous for its active volcanoes. There are **29** active volcanoes there. You can see lakes with hot water not far from volcanoes.



These are pictures of the Black Sea coast in **summer**. The Black Sea is in the south of Russia. It is famous for its beaches, holiday camps and big ports. It's hot and sunny in summer and it's warm in the other seasons of the year there.



These are pictures of the Volga river in **autumn**. The Volga is very long. It is famous all over the world. You can see a lot of big ships on the river. There are **11** big cities by the side of the river.



2. Read the text. Where do you want to go?



3. Read and say **true** or **false**.

- 1 Australia and the USA are small countries.
- 2 Russia is bigger than the USA.
- 3 You can see brown bears in the taiga in winter.
- 4 In Kamchatka hot water lakes are far from volcanoes.
- 5 There are 11 big cities by the side of the Volga river.



4. Where do you live? Поговорите о своём родном крае, используя слова из рамки.

sea, beach, rain forests, big forests, river, airport,  
zoo, parks, square, bus station, museum, theatre



Where do you live?

I live in Samara.



Is there a sea beach in Samara?

No, but you can swim in the Volga river.

**R**

5. How many words can you find?

JUNE JULY AUGUST SEPTEMBER NOVEMBER OCTOBER

MAY APRIL MARCH FEBRUARY JANUARY DECEMBER

**your turn!**

6. Сделай свой календарь: впиши названия всех месяцев, подбери или нарисуй картинки к своему календарю.

My calendar			
winter	spring	summer	autumn
1	1	1	1 September
2 January	2 April	2	2
3	3	3 August	3




7. Talk to your friend about seasons. Answer the questions.

- 1 How many seasons are there in the year?
- 2 What's your favourite season?
- 3 How many months are there in the year?
- 4 What's your favourite month?



8. Listen and point to the animals in the pictures.

### Wild animals of Russia



Lots of animals and birds live in Russia. Wild rabbits, foxes and wolves live in big forests. Squirrels live in forests, too, but you can see them in many parks of different cities. There are lots of brown bears in Kamchatka and Siberia. Blackbirds and robins live by the side of rivers. You can see them in parks and in gardens, too.

Some animals are rare now. The Siberian tiger is famous all over the world. It is a special kind of tiger and it lives only in Siberia. Once there were a lot of tigers there. Now there aren't many. They are disappearing quickly. We must look after rare animals.



9. Read the text.



Talk to your friend about the animals of Russia.

What's this?

Where do ... live?

Who lives ... ?

Show me ... , please.

Where can you see ... ?



10. Game: I spy with my little eye ... . Play the game with your friend.

I spy with my little eye something beginning with B.

It's a bear.



11. Выпиши из текста задания 8 названия животных в форме множественного числа. Напиши рядом то же слово в форме единственного числа и определи, на какой звук оно оканчивается.

squirrels — squirrel [l]

your turn!

12. Describe these animals.

**Identity card**

name: platypus

age: 2

from: Australia

address: lakes and rivers

legs: short

tail: flat

can: swim, dive



**Identity card**

name: tiger

age: 4

from: Siberia, Russia

address: taiga

legs: strong

tail: long

can: run, climb, swim



13. Which animal is bigger? (Которое из животных больше?)



An elephant is bigger than a bear.



14. Talk to your friends. Where can we see these animals?

bears, wolves, elephants, foxes, monkeys, crocodiles, tigers, spiders, mice



Where do bears live?

They live in forests.

Do they live in Russia?

Yes.

Where can we see bears?

We can see them in big forests and in the zoo.





15. • Read Dasha's letter to Jill.

• Расскажи своим одноклассникам по-английски, где была Даша.

From: Dasha@Forward.ru

Hello Jill,

I was in Sochi last summer. The city is in the south of Russia. There's the Black Sea and there are mountains not far from the city. Many people come to Sochi for their holidays. They swim and dive in the sea and walk in beautiful parks.

One of them is the Botanic Garden. There are many rare plants from different countries there. These are my photos of orchids and palms. I want to grow an orchid at home.

Love,  
Dasha



16. Напиши своё письмо Джил, вставляя нужные формы глаголов. Можешь изменить письмо или добавить свою информацию.

Dear Jill,

This summer my parents and I \_\_\_ (be) in Sochi.

The weather \_\_\_ (be) hot and sunny. I \_\_\_ (be) in the famous Botanic Garden in Sochi. There \_\_\_ (be) many interesting plants there.

We \_\_\_ (have got) two botanic gardens in Moscow.

\_\_\_ (be) there any botanic gardens in London?

Write soon,

—



17. • A project. Расскажите о месте, где вы живёте.

• Draw pictures and collect photos. Write about your pictures. Make a poster.



# 7

## Find Joseph Alexander



1. Listen and look. Who is following Kate, Sam and Kate's uncle?

- ① Kate's uncle is staying at her house. He lives in London.
- ② Kate's uncle knows who Joseph Alexander is.
- ④ Sam and Kate go to London by train and to Kew by tube.


What's wrong? Do you want some help with your homework? ②



①

No. We want to find out who Joseph Alexander is.

Can we go to London, Mum?



③

Yes, of course!  
But not on your own.

I can take them to Kew Gardens.  
Anyway, I want to meet Joseph Alexander.  
He's a very interesting man.

Look, here it is in the newspaper.



②

Where's Kew?

In London.  
Look, here it is on the map.

We're here!  
Now we want to find the Gardens.



④

No, we can walk.

Shall we go by bus?

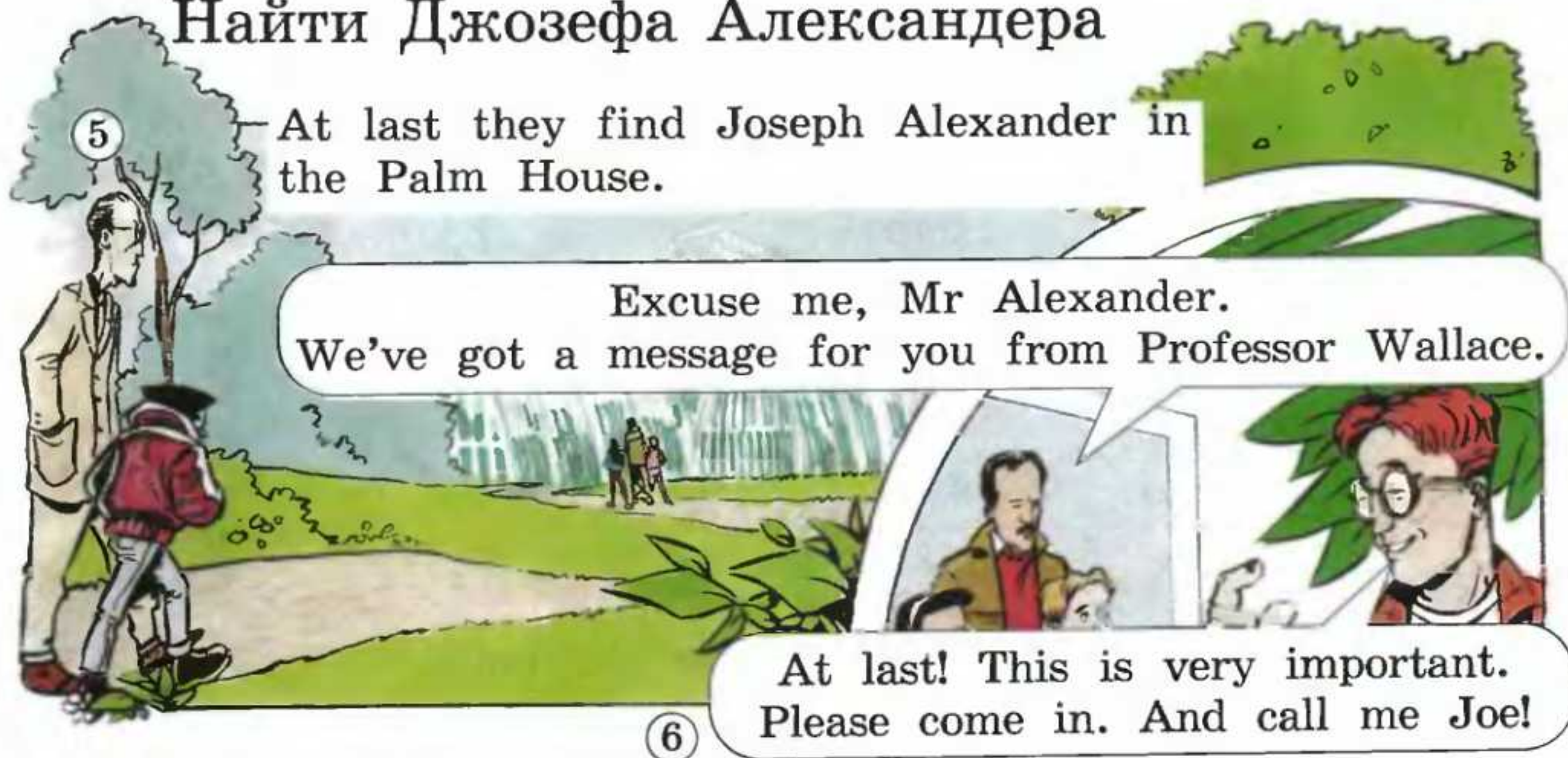
**A-Z**

What's wrong?  
Yes, of course!

At last!  
on your own

newspaper

## Найти Джозефа Александра



2. Read the text in groups.



3. How shall we go? (Как нам надо ехать?) Listen and point.



4. Talk to your friend.

a) Посоветуйся с другом о том, как доехать до одного из этих мест, по образцу.

A: How shall we go to the beach?

B: Let's go by bike.

A: Yes, it's a good idea. / No, let's go by bus.

b) Один из вас выбирает место для путешествия, а другой предлагает способ туда добраться.

A: Let's go to the swimming pool.

B: Shall we go by bus?

A: Yes, it's a good idea. / No, let's go by bike.



Let's go to... Let's go by...

7



5. What time does the train leave?  
Listen and point.

Departures	Time	Platform
Leeds	9.45	2
London	10.08	5
Bristol	10.30	3
Birmingham	10.50	1
Liverpool	11.18	2
Glasgow	11.27	4



6. Talk to your friend about the trains.

What time does the train to London leave?

At eight minutes past ten.

Which platform does it leave from?

Platform 5.



7. Послушай песню. Любишь ли ты свой город, как герой этой песни?

### Here in our town

Here, here in our town, that's the place  
where I want to be.


Here in our town, here in our town,  
here in our town!

Because there's a great big church  
with a marvellous clock,

And a bell that rings when it's twelve o'clock.

Here in our town, there's a beautiful station  
with electric trains.

Here in our town, there's a nice bus shelter for  
when it rains.



Because it's the place where I live.  
 And the place where I eat and have my lunch.  
 It's the place where I sleep.  
 Here in our town, it's the place  
     where I play and go to school.  
 Here in our town, I meet my friends  
     at the swimming pool.



8. Покажи на рисунке и перечисли, что есть в городе, о котором поётся в песне. Незнакомые слова посмотри в словаре.



9. • Listen and repeat.  
 • С какой интонацией произносятся эти предложения? Повтори их, постепенно понижая тон голоса к концу фразы.


Professor Wallace is having a few problems.  
 Kate's uncle is staying at her house.  
 Sam and Kate go to London by train.  
 They want to find the famous explorer.  
 He lives in London.  
 They find him in the Palm House at Kew Gardens.



Какой знак стоит в конце этих предложений? Что они передают: вопрос, утверждение или отрицание?



10. Предложите друг другу куда-нибудь пойти. Выберите ответ в зависимости от того, насколько вам этого хочется.



library, swimming pool, botanic garden, toy shop,  
 school, park, safari park, fair, museum,  
 supermarket, pizza parlour, computer club, book shop

7



11. Talk to your friend. How can we get there? (Как нам туда добраться?)



Let's go to the museum.

All right. How can we get there? Shall we go by bus?

No, let's go by car.



12. Talk to your friend. Ask and answer questions about transport.

Shall we go by ... ?  
 Shall I go by ... ?  
 Let's go by ... .  
 How can you go to ... ?  
 Can you go to ... by ... ?

the rain forest  
 Siberia  
 the USA  
 Australia  
 London  
 Newtown  
 the Black Sea

R

13. What time does the train leave? Сравни объявления об отправлении поездов с расписанием и вставь названия городов в объявление диктора на вокзале.

TIMETABLE			
	platform 5	platform 7	platform 10
London	11.30		
Manchester		10.28	
Newtown			9.45

The train to \_\_\_ leaves at quarter to ten from platform ten.

The train to \_\_\_ leaves at half past eleven from platform five.

The train to \_\_\_ leaves at twenty-eight minutes past ten from platform seven.



14. «Поработай» диктором на вокзале: прочитай объявления, называя города и время прибытия поездов.

The train from ... arrives at ... .

12.30    8.17    9.45    10.23    7.16    6.35    5.15



15. Write questions and answers. What do you need to do this? Выбери нужные слова и словосочетания из обоих столбиков.

to grow a flower	a camera
to play football	a spaceship
to learn about computers	a computer
to go to the rain forest	a frying pan
to send a letter	a stamp
to take photos	a seed
to climb down the cliff	a ball
to design a space shuttle	a computer magazine
to make some pancakes	a rope ladder
to get to the taiga	a plane
to go to the Moon	

What do we need to grow a flower?

We need a seed to grow a flower.



16. Game: Let's do it! Imagine what you can do with your friend. Talk about it.

A: Let's grow a flower.

B: OK. What do we need for it?

A: We need a pot and a seed.

B: Do we need some water?

A: Yes, of course.

B: Where can the flower grow?

A: It grows in a warm, light place.

B: Can we grow it in the garden?

A: Yes, we can grow it in the garden in spring and in summer.





17. Read the list from Vera's diary. Talk to your friend. What must she do?

### Friday

Go to the swimming pool.  
Buy the magazine.  
Clean my room after school.  
Read the poem.

### Saturday

Do exercises.  
Water the flowers in my room.  
Meet grandma at the bus stop.  
Write a letter to Jill.

Where **must** she go on Friday?

She **must** go to the swimming pool on Friday.

**Must** she go there on Saturday?

No.

What **must** she **do** on Friday?

She **must** read the poem.



Глагол **must** обозначает обязанность и необходимость: We **must** go to school. (Мы *должны* ходить в школу.) He **must** buy some bread. (Он *должен* купить хлеба.) What **must** she **do** on Friday? (Что она *должна* сделать в пятницу?)

После **must** используется смысловой глагол в неопределённой форме без частицы *to*. У глагола **must** только одна форма:

I / you / he / she / we / they **must** go to school.



18. Think about yourself. Write a list of what you must do.

What **must** I do?

1 I **must** go to school.

2 ...




19. Odd one out! Какое слово лишнее в каждом столбике?

grow	flower	brown	my
send	computer	ladder	her
ball	plane	tall	their
take	beautiful	great	two



**20. Mountain climbing.**  
Play this game with your friend.

? Answer the question.  
Yes = → 2. No = ← 3.  
! Follow the instructions.



50 49 48  
46 47

It is cloudy.  
You can't see.  
Miss a turn. 45

44 43 42

Is Mr Freeman  
a scientist? 41

34 35 36

Are there any  
monkeys in the  
rain forest? 33

37 Do pitcher plants  
eat insects? 38



32 31 30 29

Are you from  
Indonesia? 28

27 Stop to have  
lunch.  
Miss a turn. 26



22 Was Joseph  
Alexander  
in the Palm  
House? 21

24 25  
Climb  
to 29. 23

Look at the view.  
Miss a turn. 20

You want  
to pick a flower.  
Go back to 9. 13

19 18 17

15 Do Kate and  
Sam live  
in London? 16

14 Has the 12  
professor  
got food  
and water?

8 Where is your  
compass?  
Go back to the  
base camp. 7

10 11  
9 Can the professor  
use her computer?

6 5  
4 Climb  
to number 18.

3 2  
1 Does Kate's  
uncle want to meet  
Joseph Alexander?

**R**  
Are there any ... ?  
Has/have ... got ... ?  
Does/do ... ?

BASE CAMP



## Capital city



1. • Рассмотрите фотографии. О каких местах в Лондоне тебе уже приходилось слышать?  
• Listen and look.



London is the capital of England. The buildings in the picture are the Houses of Parliament. The big clock is called Big Ben. The Houses of Parliament are next to the river Thames.

You can visit the Tower of London. It is more than 900 years old.



You can feed the pigeons near Nelson's Column in the middle of Trafalgar Square. There are fountains in the square, too.

You can look at the Crown Jewels in the Tower of London, but you can't touch them. The Beefeaters guard the Crown Jewels.

## A-Z

**Beefeater** — лейб-гвардеец дворцовой стражи Тауэра  
**the Crown Jewels** — королевские сокровища  
**pigeon** — голубь  
**square**      **fountain**      **guard**

# Столичный город



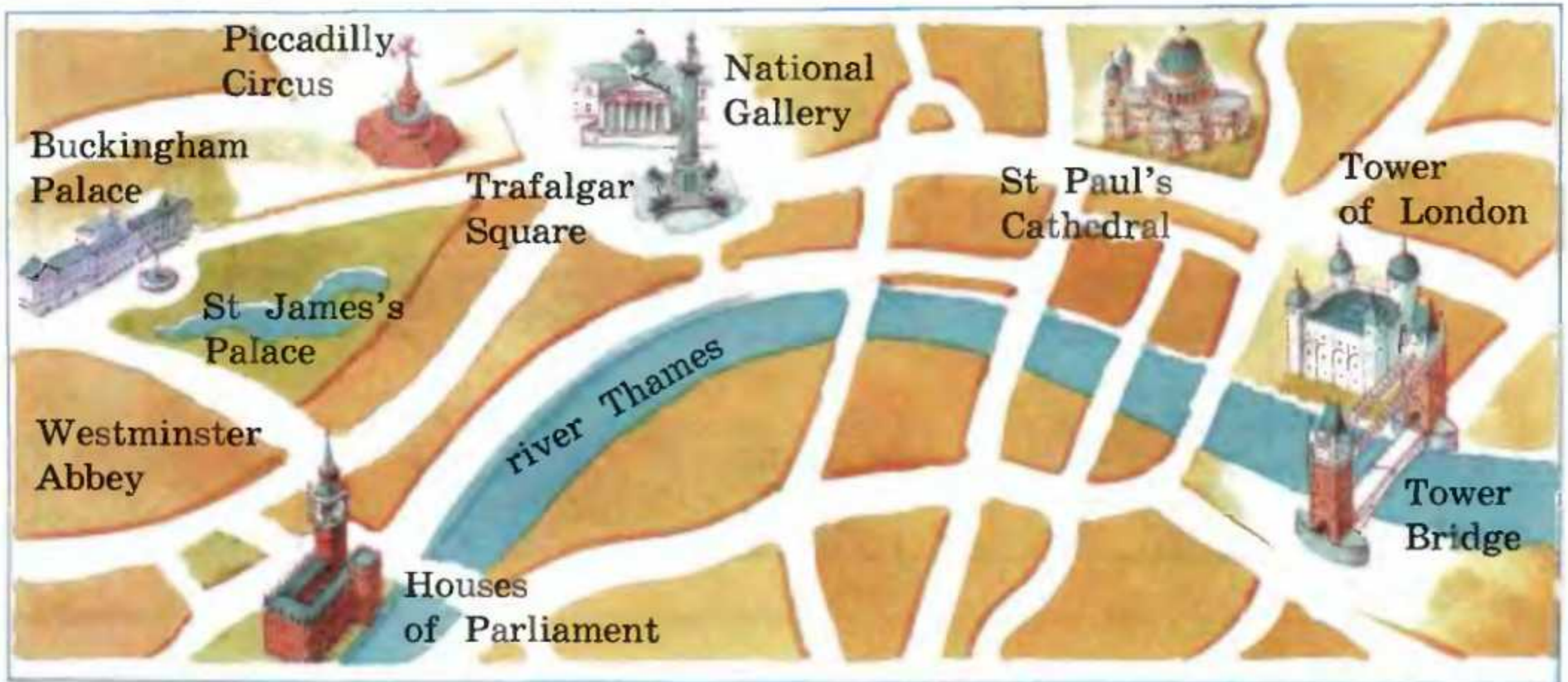
A-Z



2. Read the text.



3. Найди на карте и прочитай названия достопримечательностей Лондона, о которых говорится в тексте.



4. Talk to your friend about the places on the map.



Can you find Trafalgar Square?

Yes, here it is.

It's to the north of the Houses of Parliament.



5. Расскажи по-русски, что тебе стало известно о Лондоне.



6. What do the signs mean? Посмотри на английские дорожные знаки. Прочитай в рамке их значения.



Stop.  
Turn **right**. Turn **left**.  
Don't go in here.  
Don't park your car here.



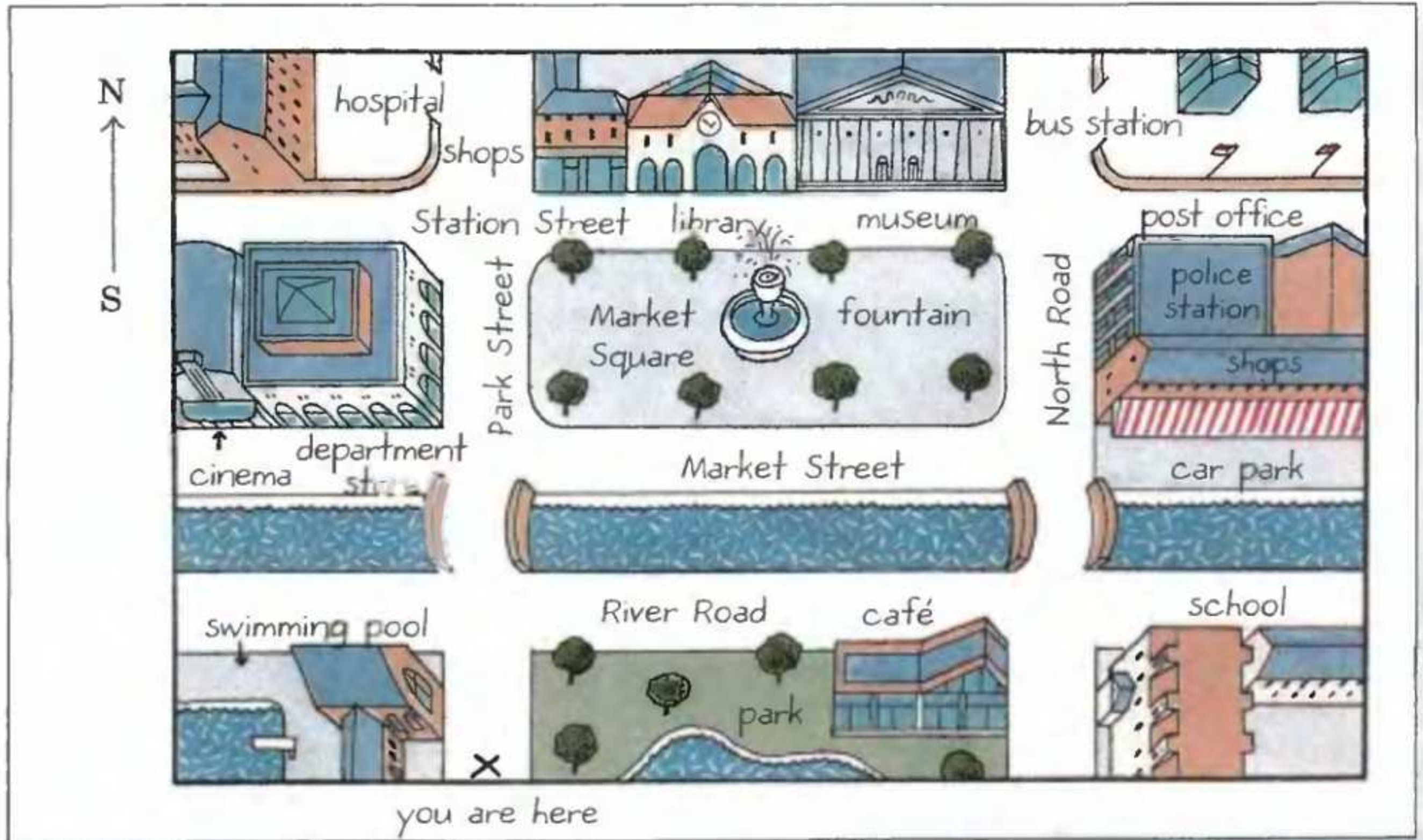
7. Ask your friend about the signs.

What does this sign mean?

Turn right.



8. • Как спросить, в каком направлении идти?  
• Listen to some directions. Follow them on the map.



A-Z

cinema  
museumdepartment store  
hospitalExcuse me, ...  
That's all right.

9. Listen to the conversation and practise with your friend.

A: Excuse me, can you tell me the way to the police station, please?

B: Yes, of course.

Go down Park Street and **turn right**.

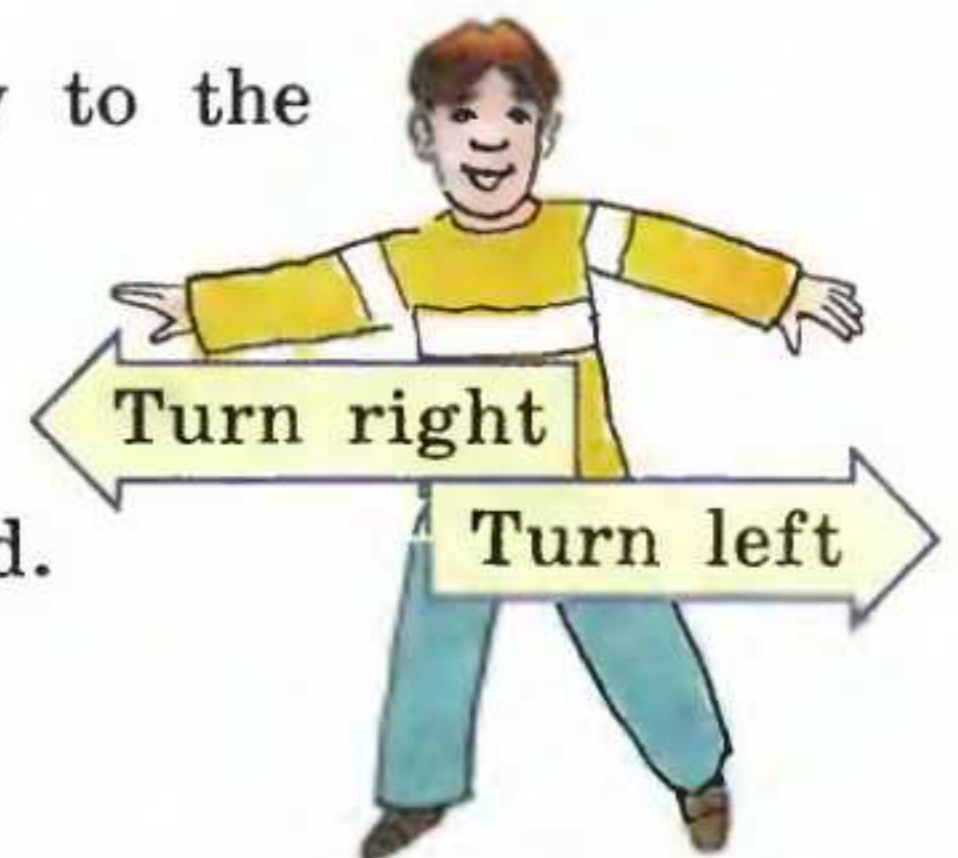
Go down River Road.

Then **turn left**. Go down North Road.

The police station's **on the right**.

A: Thank you.

B: That's all right.



10. How do you get to these places on the map? Ask for and give directions with your friend.

the

school, cinema, post, office, museum, hospital



**11.** Our town. Read the two descriptions of the town on page 58 and say which is the right one. (Прочитай два описания города, план которого есть на с. 58, и скажи, какое из них верное.)

This is our town. There is a big square called Market Square in the middle of the town. There are some shops and a library on the north side of Market Square and there's a big department store on the west side.  
The school is to the south of the river, opposite the car park.

This is our town. It has got a bus station and a train station. There's a hospital near the park. The park is to the south of the hospital. The big square in the middle of the town is called Market Square. The police station is on the east side of the square.



**Turn left / right.**

It is **on the left / on the right.**

It's **on the left (right) side of ... / on the south (north) side of ...**

It is **in the middle of ...**

It is **opposite ...**



**12.** Talk to your friend about the town.

What's in the middle of Market Square?

A fountain.

Where's the car park?

Opposite the school.



**13.** Найди в текстах слова по транскрипции.

['mɪdl], ['ɒpəzɪt], [ɪst], [west], [saʊθ], [nɪə], [nɔ:θ], [saɪd]





14. Listen and look. What is the capital of Russia?



- 1 Moscow is the capital of Russia. **The Kremlin** is the centre of the city. The Kremlin is next to the **Moskva River**.
- 2 You can visit different churches and museums in the Kremlin. You can look at the **Russian Crown Jewels** in the **Kremlin Museum**.



- 3 The building in the picture is **St. Basil's Cathedral**. This cathedral is next to the Kremlin. It is more than 450 years old.



- 4 You can walk in the **Aleksandrovsky Garden** near the Kremlin.
- 5 This square is called **Red Square**. You can see **Spasskaya Tower** with the big clock. This clock plays music every hour.
- 6 There's a big **department store** on the west side of Red Square and there is the **Museum of History** on the south side of the square.



15. Read the text. Talk to your friend about the photos.



16. Fill in the gaps. Use the words and expressions from the box.

The Kremlin is ... the Moskva River.  
 There is the Museum of History ... Red Square.  
 St. Basil's Cathedral is ... the Kremlin.  
 There is a department store ... Red Square.  
 There are museums ... the Kremlin.  
 Aleksandrovsky Garden is ... the Kremlin.

next to ...

in ...

on the west side of ...

near ...

on the south side of ...



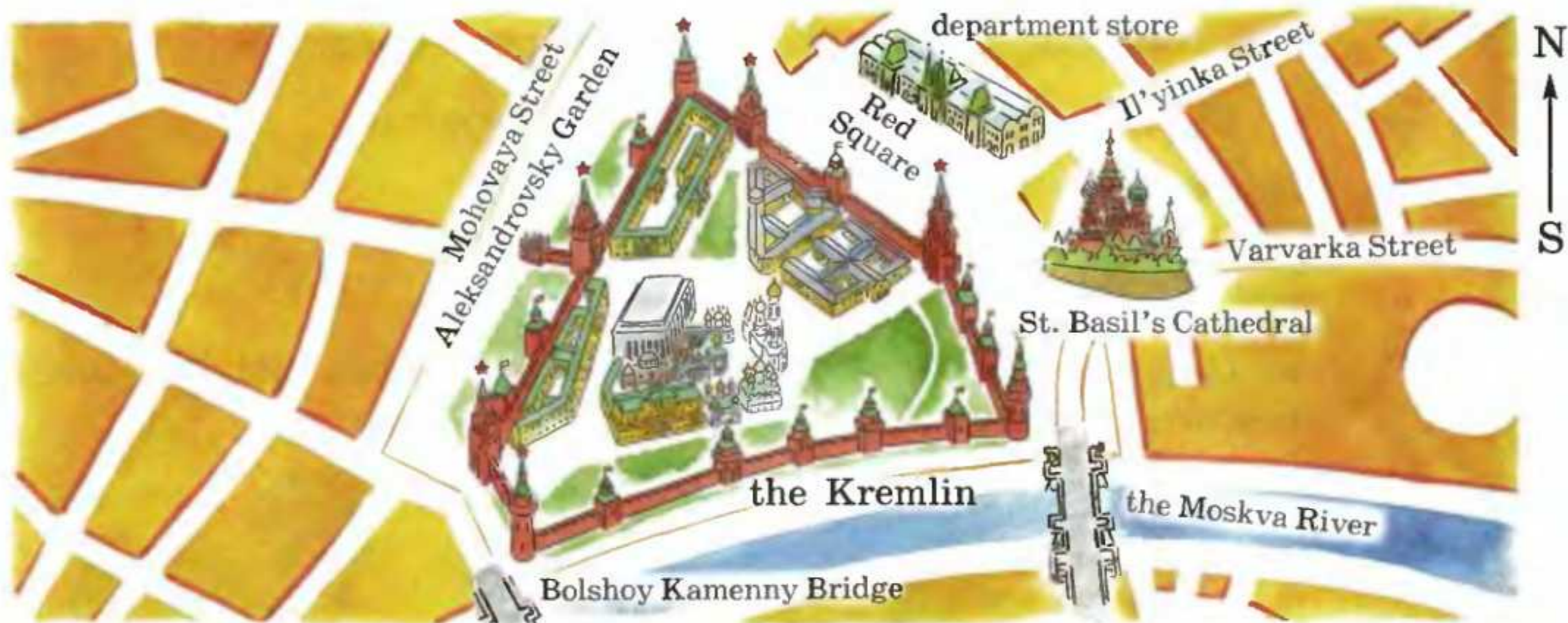
17. Talk to your friend about the capital of Russia.

What is the centre of Moscow?

The Kremlin.

Are there any museums in the Kremlin?

...



18. Talk to your friend about the places on the map.

Can you find the Kremlin?

Yes, here it is.

It's to the north of the Moskva River.

## Review 2



1. Spell the words.

['sʌmə], ['ɔ:təm], [sprɪŋ], ['wɪntə]



2. Write the answers.

How many seasons are there?

How many months are there in the year?

Which month is before January?

Which month is after July?

What's your favourite month?

What day is it today? What day was it yesterday?

Where were you at twelve o'clock on Sunday?



3. Look at the map of London (p. 57). Найди и исправь предложения, в которых есть ошибки.

Trafalgar Square is to the north of the Houses of Parliament.

Nelson's Column is in the middle of Piccadilly Circus.

The Tower of London is next to St Paul's Cathedral.

The National Gallery is in Trafalgar Square.



4. Составь предложения с этими словами.


The capital /Russia/ to be /Moscow/ of.

The Kremlin /to be/ the centre /the city/ of.

The Kremlin /to be/ next to /the Moskva river.



5. Game: What is it? Look at one of the pictures and describe what you see. Your friend guesses.



colour, tail, ears, legs, eat, like, can, can't

It's got ... . It eats ... . This animal likes ... .

It can ... . This animal can't ... .

## Повторение 2

your turn!

6. Сравни животных на рисунке. Which animal is bigger? Which is taller?



7. Talk to your friend.

Where do you live?

Is there a shop near your school?

Where can you post a letter?

How many shops are there near your house?

Where can you go swimming?

What can visitors do in your town/city/village?

your turn!

8. Какие из этих существительных можно использовать с неопределённым артиклем, а какие — нет? Вспомни почему.

butter, egg, flour, salt, apple, milk, sugar, orange



9. Listen and read the poem. Can you answer the questions?

### As I am going to the city of Groyce

As I am going to the city of Groyce,

I meet a man with seven boys.

Each boy has seven sacks,

Each sack has seven cats,

Each cat has seven kits:

Kits, cats, sacks and boys,

How many are going to Groyce?



A-Z

kit [kit] — котёнок

your turn!

10. Можешь придумать свои рифмы?



## Off we go!



1. • Рассмотрите рисунки. Что приготовлено для экспедиции?  
• Listen and look.

Joseph Alexander is going to help Professor Wallace. Kate and Sam are going to travel with him.

Wow! What are these?

They're microlight planes.

What are all these things for?

We're going to fly over the rain forest and then we're going to climb up some high cliffs.

Goodbye, Kate.

Goodbye, Sam.

Don't worry.  
I'm going to look after them.

2

Look, Sam! There's the river.

3

A-Z

Don't worry.

microlight plane — сверхлёгкий самолёт

erupt — извергаться, взрываться

Едем!



A-Z

\*Krakatoa — Кракатау, активный вулкан в Индонезии.

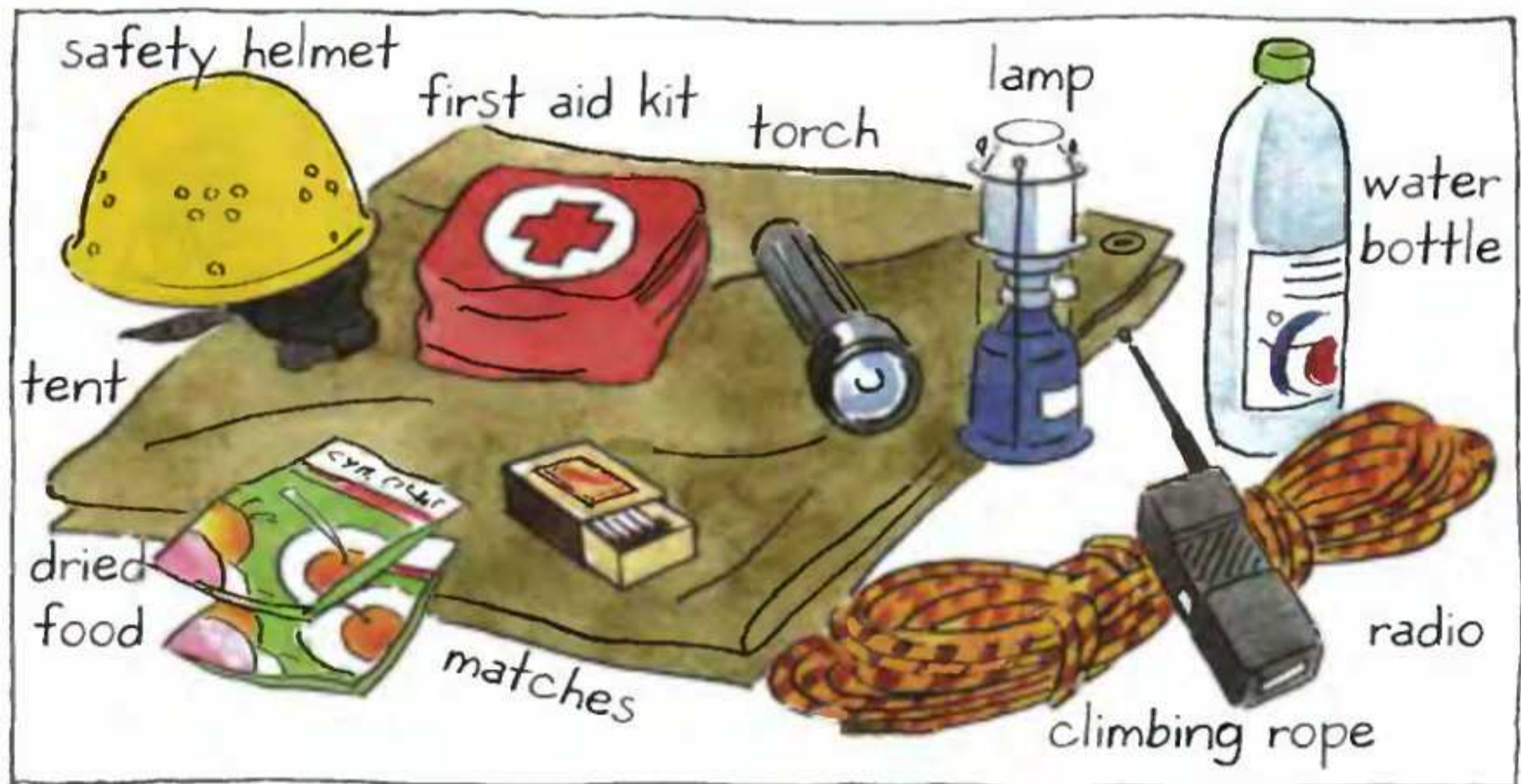


2. Read the text in groups.



3. What do they need? Look at the equipment and listen to the conversation. Point to the things they are going to take.

### Equipment



4. What do they need? Look at the equipment again. Listen to Sam and Kate's questions.

your turn!

Ответь на вопросы, используя рисунок на с. 65.

Where are they going to sleep?

What are they going to eat?

What are they going to wear on their heads?

What are they going to use to climb up the cliffs?

How are they going to see in the dark?



5. Hobbies.

What are they going to take?

Read and match.



bird-watching



This is Tina.

She's twelve. Her hobby is skiing.

She's going to go skiing in Austria.



This is Paul.

He's thirteen. His hobby is making films.


He and his friends are going to make a film in Brazil.



This is Kamala.

She's eleven. Her hobby is bird-watching.

She's going to look for eagles in Canada.



What do they need? Talk to your friend.



Why does Tina need a pair of skis?

Because she's going to go skiing in Austria.

**A-Z**

6. Найди слова по транскрипции. Можешь догадаться об их значении?

['rʌksæk], [bɪ'nɒkjʊləz], ['su:tkeɪs], ['ski:bu:ts]  
binoculars, rucksack, ski boots, suitcase




7. Listen to the song. What do we need when we go on a journey? (Что нам нужно, когда мы отправляемся в путешествие?)

### Whenever you go on a journey

Whenever you go on a journey  
To Morocco or maybe to Spain,  
A map shows you where you're going  
And a timetable tells you the time,  
The time of your train.  
So that's why  
I'm waiting at the station  
With my timetable and my map.  
And I'm happy  
'Cause I know where I'm going,  
And I know when I'm coming back.

Whenever you go on a journey  
To Brazil or maybe to Bahrain,  
A map shows you where you're going  
And a timetable tells you the time,  
The time of your plane.  
So that's why  
I'm waiting at the airport  
With my timetable and my map.  
And I'm happy  
'Cause I know where I'm going,  
And I know when I'm coming back.  
Yes, I know when I'm coming back.



whenever you go on a journey — всякий раз, когда ты отправляешься в путешествие  
'cause = because — потому что  
maybe — возможно



8. Найди в тексте названия стран. Знаешь ли ты что-нибудь о них?



9. Объясни на русском языке, для чего путешественнику нужны карта и расписание транспорта.



10. • Listen and read.

• На какой слог падает ударение в этих словах?

forest	equipment	Indonesia
journey	safety	because
matches	binoculars	whenever



11. Read the letter. Fill in the gaps. Use the words from the box.

in, to, with, on

From: Ben@Forward.ru

Dear Nikita,

Sam and Kate are going to help Professor Wallace. They are going \_\_\_ Indonesia \_\_\_ Joseph Alexander. Indonesia is \_\_\_ the tropics. There is a rain forest \_\_\_ rare plants. There are high cliffs and volcanoes \_\_\_ Indonesia, too.

My parents and I are going \_\_\_ holiday \_\_\_ Italy. Italy isn't \_\_\_ the tropics but there is a volcano there, too. The volcano is called Vesuvius and it is \_\_\_ the city of Pompeii. Where are you going \_\_\_ your holidays? Where were you \_\_\_ October? Was your father \_\_\_ Kamchatka in winter?

Write soon.

Bye,

Ben



12. • Бен собирается на каникулы в Помпеи.

• What do you know about this ancient town? What can you say about Italy?



Pompeii [pɒm'peɪi]  
Vesuvius [vi'su:vɪəs]

Rome [rəʊm]  
Italy ['ɪtəli]



13. My holiday. Imagine you are going on holiday. What do you need? Make a list and talk to your friend about it.

I need a camera.

Why?

Because I'm going to take some photos.



14. Ask your friend. Write his/her answers.



What do you need?

I need a sun hat.

Why do you need it?



Because I'm going to the beach.

1 Nina needs a sun hat because she's going to the beach.



I am going  
you are going  
he/she is going

we are going  
you are going  
they are going



15. Вспомни, как записываются краткие формы глагола **to be**: I'm ...



16. Talk to your friend. What is he going to do today? Ask your own questions.

What are you going to do after this lesson?

I'm going to have lunch.

Where are you going to go after school?

I'm going to go for a walk.

What time are you going to go home?

At two o'clock.

What are you going to do at four o'clock?

I'm going to watch TV.



17. Talk to your friend about his/her winter holiday plans.



Where are you going on holiday this winter?

We are going to the mountains.





Why are you going there?

Because I like skiing.

What do you need?

I need skis and a warm scarf.



18. Джил записала инструкцию своего учителя перед поездкой в лагерь активного отдыха. Прочитай текст про себя, вставляя необходимые союзы.

and, but, because

I need warm clothes, a jumper \_\_\_ warm socks \_\_\_ it's going to be cold at night. I must take a sleeping bag \_\_\_ we are going to sleep in tents. I need my own cup, plate, fork \_\_\_ spoon \_\_\_ we're going to cook our food.

I need a camera \_\_\_ binoculars \_\_\_ we are going to go bird-watching.

I must take some good walking shoes \_\_\_ a map \_\_\_ we are going to go for lots of long walks in the woods.

your turn!

Какой союз тебе не понадобился?



19. Read and match. Где чей список?

warm clothes,  
a sleeping bag,  
a cup, a plate,  
a knife,  
a fork,  
a spoon,  
a tent

1

a tent,  
safety helmets,  
a radio,  
a lamp, a torch,  
matches,  
first aid kit,  
a climbing rope

2

a fishing rod,  
a sun hat,  
a water bottle

3

binoculars,  
a bird book,  
a camera

4

a swimming  
suit, a towel

5

a warm jumper,  
warm socks,  
a jacket,  
skis,  
ski boots

6

*Sam, Kate:* We're going to live in the rain forest and climb up some high cliffs. We need ...

*J. Alexander:* I'm going to go fishing. I need ...

*Maxim:* I'm going to go skiing in the mountains with my dad. I need ...

*Vera:* I'm going to a swimming pool. I need ...

*Dasha:* I'm going to go bird-watching in our park. I need ...

*Jill:* I'm going on an adventure holiday. I need ...



20. Write your list. What do you need for these lessons?

Science	English	Art
a student's book a map a pen a notebook		



21. A project. Make a poster **Whenever you go on a journey.**



Изобразите на постере вещи, необходимые для долгого путешествия. Подпишите рисунки по-английски.



# Англо-русский словарь

Обрати внимание на сокращения:

*мн. ч.* — множественное число

*наст. вр.* — настоящее время

*прош. вр.* — прошедшее время

*ср. ст.* — сравнительная степень

*см.* — смотри

\* Так помечены слова из дополнительных материалов.

## Аа

**about** [ə'baʊt] о; около

**across** [ə'krɒs] через

**action** ['ækʃn] действие

**active** ['æktɪv] активный (-ая, -ое, -ые)

**actor** ['æktə] актёр

**adventure** [əd'ventʃə] 1. приключение 2. приключенческий (-ая, -ое, -ие)

**Africa** ['æfrɪkə] Африка

**African** ['æfrɪkən] африканский (-ая, -ое, -ие)

**afternoon** [ɑ:ftə'nu:n] день (время суток, между полуднем и вечером)

**air** [eə] воздух

**all** [ɔ:l] весь, вся, всё, все

**all over the world** во всём мире

**also** ['ɔ:lsəʊ] тоже, также

**America** [ə'merɪkə] Америка

**American** [ə'merɪkən] 1. американский (-ая, -ое, -ие); 2. американец, американка

**anyway** ['eniwei] всё равно, в любом случае

**anywhere** ['eniweə] где-либо

**appear** [ə'piə] появляться

**April** ['eɪprɪl] апрель

**Argentina** [ɑ:ʃə'nʃi:nə] Аргентина

**Argentinian** [ɑ:ʃə'nʃi:nɪən] 1. аргентинский (-ая, -ое, -ие);

2. аргентинец, аргентинка

**arrive** [ə'raɪv] приезжать, прибывать

**art gallery** [ɑ:t 'gæləri] художественная галерея

**artist** ['ɑ:tɪst] художник

\***ash** [æʃ] пепел

**Asia** ['eɪʒə] Азия

**ask** [ɑ:sk] спрашивать

\***assistant** [ə'sɪstnt] помощник

**astronaut** ['æstrɒnɒt] астронавт

**at** [æt/ət] на; в

**August** ['ɔ:gəst] август

**Australia** [ə'streɪliə] Австралия

**Australian** [ə'streɪliən] 1. австралийский (-ая, -ое, -ие);

2. австралиец, австралийка

\***Austria** ['ɒstriə] Австрия

**autumn** ['ɔ:təm] осень

**away** [ə'wei] от

## Вв

**back**<sup>1</sup> [bæk] спина

**back**<sup>2</sup> [bæk] назад

**backwards** ['bækwɔ:dz] задом наперёд

**bad** [bæd] плохой (-ая, -ое, -ие)

**baker** ['beɪkə] булочник

**baseball** ['beɪsbɔ:l] бейсбол

**bath** [bɑ:θ] ванна

**be** [bi:/bi], *наст. вр.* am, is, are, *прош. вр.* was, were быть, являться; находиться

**beach** [bi:tʃ] пляж

**beak** [bi:k] клюв

**bear** [beə] медведь

**beautiful** ['bjutɪfl] красивый (-ая, -ое, -ые)

**because** [bi'kɒz] потому что

**become** [bi'kʌm], *прош. вр.*

**became** становиться

**Beefeater** ['bi:fi:tə] лейб-гвардеец (охрана лондонского Тауэра)

\***bell** [bel] колокол

**bench** [bentʃ] скамейка

**big** [bɪg] большой (-ая, -ое, -ие)

**bigger** [bɪgə] *ср. ст.* больше

**bike** [baɪk] велосипед, мотоцикл (*разговорное слово*)

**binoculars** [bɪ'nɒkjʊləz] бинокль

**bird-watching** ['bɜ:d,wɒtʃɪŋ] наблюдение за птицами на природе

**blackbird** ['blækbrɜ:d] дрозд

**\*boil** [bɔɪl] варить, кипятить

**boot** [bu:t] ботинок

**bottle** ['bɒtl] бутылка

**Brazil** [brə'zɪl] Бразилия

**breakfast** ['brekfəst] завтрак

**building** ['bɪldɪŋ] здание

## Cc

**call** [kɔ:l] называть, звать

**it is called** называется

**camera** ['kæmərə] фотоаппарат, кинокамера

**campsite** ['kæmpsaɪt] палаточный лагерь

**can**<sup>1</sup> ['kæn/kən] мочь, уметь

**can**<sup>2</sup> ['kæn] банка

**\*candle** ['kændl] свеча

**canopy** ['kænpəri] полог тропического леса (образованный из кроны самых высоких деревьев)

**carry** ['kæri] нести

**\*catch** [kætʃ] ловить

**cathedral** [kə'ti:drəl] собор

**\*cause** [kɔ:z] см. **because**

**centimetre** ['sentɪmɪtə] сантиметр

**centre** ['sentə] центр

**chef** [ʃɛf] повар

**chemist** ['kemɪst] аптекарь

**Chinese** [tʃaɪ'nɪz] 1. китайский (-ая, -ое, -ие); 2. китаец, китайка

**\*church** [tʃɜ:tʃ] церковь

**cinema** ['sɪnɪmə] кинотеатр

**city** ['sɪti] город (крупный)

**cliff** [klɪf] утёс

**climb** [klaɪm] карабкаться, лезть

**climb down** слезать

**climb up** подниматься

**\*climber** ['klaɪmər] альпинист

**cloud** ['klaʊd] облако

**cloudy** ['klaʊdi] 1. облачный, (-ая, -ое, -ые); 2. облачно

**coast** [kəʊst] побережье

**cold** [kəʊld] 1. холодный, (-ая, -ое, -ые); 2. холодно

**\*compass** ['kæmpəs] компас

**contact** ['kɒntækt] связываться,

выходить на связь

**conversation** [kɒnvə'seɪʃn] беседа, разговор

**cook** [kʊk] готовить

**correct** [kə'rekt] правильный (-ая, -ое, -ые)

**cow** [kaʊ] корова

**criminal** ['krɪmɪnəl] преступник

**crocodile** ['krɒkədaɪl] крокодил

**cross** [krɒs] пересекать

**\*crown** [kraʊn] корона

## Dd

**dance** [dɑ:ns] 1. танцевать; 2. танец

**dark** [dɑ:k] 1. тёмный (-ая, -ое, -ые); 2. темнота

**dead** [ded] 1) мёртвый (-ая, -ое, -ые); 2) опавший (-ие) (о листьях)

**December** [dɪ'sembə] декабрь

**delicious** [dɪ'lɪʃəs] вкусный (-ая, -ое, -ые)

**deliver** [dɪ'lɪvə] доставлять

**department store** [dɪ'pɑ:tmənt 'stɔ:ə] универсальный магазин

**\*departure** [dɪ'pɑ:tʃə] отъезд

**describe** [dɪ'skraɪb] описывать

**description** [dɪ'skrɪpʃn] описание

**design** [dɪ'zain] конструировать

**desk** [desk] парт

**detective** [dɪ'tektɪv] 1. сыщик, детектив; 2. детективный (-ая, -ое, -ые)

**diary** ['daɪəri] дневник

**did** [dɪd] см. **do**

**dinner** ['dɪnə] обед

**direction** [dɪ'rekʃən] направление

**disappear** [dɪsə'piə] исчезать

**dive** [daɪv] нырять, погружаться под воду

**do** [du:du], *наст. вр. do, does, прош. вр. did* 1) делать, выполнять; 2) *вспомогательный глагол*

**doctor** ['dɒktə] доктор

**down** [daʊn] вниз

**go down...** идите вниз по...

**draw** [drɔ:] рисовать

**dried food** [draɪd 'fu:d] сушёные продукты

**dry** [draɪ] 1. сухой (-ая, -ое, -ие); 2. сушить

**Ee**

- east** [i:st] 1. восток; 2. восточный (-ая, -ое, -ые)  
**eat** [i:t], *прош. вр. ate* [eit] есть, питаться  
**electric** [i'lektrik] электрический (-ая, -ое, -ие)  
**elephant** ['elɪfənt] слон  
**\*engine** ['endʒɪn] мотор  
**engineer** [endʒɪ'nɪə] инженер  
**\*enormous** [ɪ'nɔ:məs] громадный, огромный (-ая, ое, -ые)  
**\*equipment** [i'kwɪpmənt] снаряжение, вещи для экспедиции  
**\*erupt** [ɪ'ɹʌpt] извергаться (о вулкане)  
**Europe** [jʊə'ɹɒp] Европа  
**European** [jʊə'ɹɒpiən] европейский (-ая, -ое, -ие)  
**evening** ['i:vniŋ] вечер  
**excuse** [ɪks'kju:z] извинять, извиняться  
 excuse me ... извините ...  
**explore** [ɪk'splɔ:ɹ] исследовать  
**explorer** [ɪk'splɔ:ɹə] исследователь

**Ff**

- fact** [fækt] факт, событие  
**factory** ['fæktɹɪ] завод  
**fair** [feə] ярмарка  
**fall** [fɔ:l] падать  
**false** [fɔ:ls] 1. неверный (-ая, -ое, -ые); 2. неверно  
**famous** [feɪməs] известный (-ая, -ое, -ые)  
**far** [fɑ:] далеко  
**fast** [fɑ:st] 1. быстрый (-ая, -ое, -ые); 2. быстро  
**(a) few** [fju:] несколько  
**find** [faɪnd] находить  
 find out выяснять, обнаруживать  
**first-aid kit** [fɜ:st'eɪd ki:t] аптечка первой помощи  
**flat** [flæt] плоский (-ая, -ое, -ие)  
**floor** [flɔ:] 1) пол; 2) нижний ярус леса, земля  
**follow** ['fɒləʊ] преследовать  
**foot** [fʊt], *мн. ч. feet* [fi:t] нога, ноги  
**forest** ['fɒrɪst] лес  
**fountain** ['faʊntɪn] фонтан

- fox** [fɒks] лиса  
**friendly** ['frendli] дружественный (-ая, -ое, -ые)  
**frog** [frɒg] лягушка  
**fruit** [fru:t] 1) плод(ы); 2) фрукт(ы)  
**frying pan** ['fraɪn] pan] сковорода для жарки  
**fun** [fʌn] веселье  
**funny** ['fʌni] 1. смешной (-ая, -ое, -ые); 2. смешно

**Gg**

- gang** [gæŋ] банда  
**garden** ['gɑ:dn] сад  
 botanic garden [bə'tænɪk 'gɑ:dn] ботанический сад  
**get** [get], *прош. вр. got* получать; иметь  
**\*giant** ['dʒaɪənt] огромный (-ая, -ое, -ые)  
**\*giggle** ['gɪgl] хихикать  
**give** [gɪv], *прош. вр. gave* давать  
**glasses** ['glɑ:sɪz] очки  
**go** [gəʊ] идти  
**\*grand** [grænd] грандиозный (-ая, -ое, -ые)  
**grey** [greɪ] серый (-ая, -ое, -ые)  
**ground** [graʊnd] почва, земля  
**group** [gru:p] группа  
**grow** [grəʊ] расти  
**guard** [gɑ:d] 1. охранник; 2. охранять  
**guess** [ges] догадываться, угадывать

**Hh**

- had** [hæd] см. **have**  
**happen** ['hæpən] случаться  
**have** [hæv/həv], *наст. вр. have, has, прош. вр. had* [hæd/həd] иметь  
**heavy** ['hevi] тяжёлый (-ая, -ое, -ые)  
**height** [haɪt] высота, рост  
**help** [help] помогать  
**here** [hɪə] здесь  
**hero** ['hɪərəʊ] персонаж, герой  
**high** [haɪ] высокий (-ая, -ое, -ие)  
**hole** [həʊl] 1) нора; 2) пещера  
**holiday** ['hɒlɪdeɪ] 1) выходной день; 2) каникулы

**homework** [ˈhəʊmwɜ:k] домашнее задание  
**hope** [həʊp] надеяться  
**hospital** [ˈhɒspɪtl] больница  
**hot** [hɒt] 1) жаркий (-ая, -ое, -ие); 2) острый (-ая, -ое, -ые) (о вкусе)  
**hotel** [həʊtel] гостиница, отель  
**hurt** [hɜ:t] ранить

## Ii

**idea** [aɪˈdɪə] мысль, идея  
**identity card** [aɪˈdentɪti ˌkɑ:d] удостоверение личности  
**imagine** [ɪˈmæʃn] вообразить  
**important** [ɪmˈpɔ:tnt] важный (-ая, -ое, -ые)  
**in** [ɪn] в; внутри  
**\*incredible** [ɪnˈkredɪbl] невероятный (-ая, -ое, -ые)  
**Indonesia** [ˌɪndəˈni:ziə] Индонезия  
**Indonesian** [ˌɪndəˈni:ziən] 1. индонезийский (-ая, -ое, -ие); 2. индонезиец, индонезийка  
**insect** [ɪnsekt] насекомое  
**international** [ˌɪntəˈnæʃnəl] международный (-ая, -ое, -ые)  
**island** [ˈaɪlənd] остров

## Jj

**jacket** [ˈdʒækt] куртка, жакет  
**January** [ˈdʒænjuəri] январь  
**Japan** [dʒəˈræp] Япония  
**Japanese** [dʒæpəˈneɪz] 1. японский (-ая, -ое, -ие); 2. японец, японка  
**\*jewellery** [ˈdʒu:əlri] ювелирные изделия  
**\*jewels** [ˈdʒu:əlz] драгоценные камни  
**join** [dʒɔɪn] соединить(ся)  
**joke** [dʒəʊk] шутка  
**journalist** [ˈdʒɜ:nəlɪst] журналист  
**journey** [ˈdʒɜ:ni] путешествие

## Kk

**kangaroo** [ˌkæŋɡəˈru:] кенгуру  
**Kew Gardens** [ˌki: ˈɡɑ:dnz] Кью Гарденз (ботанический сад в Лондоне)

**keyboard** [ˈki:bɔ:d] клавиатура  
**\*kill** [kɪl] убивать  
**kind<sup>1</sup>** [kaɪnd] вид, разновидность;  
**kind<sup>2</sup>** [kaɪnd] добрый (-ая, -ое, -ые)  
**knife** [naɪf] нож

## Ll

**laboratory** [ləˈbɒrətɒri] лаборатория  
**ladder** [ˈlædə] лестница  
**lake** [leɪk] озеро  
**land** [lənd] земля, суша  
**last** [lɑ:st] прошлый (месяц, год)  
**At last!** Наконец!  
**late** [leɪt] 1. поздний (-ая, -ое, -ие); 2. поздно  
**laugh** [lɑ:f] смеяться  
**leader** [ˈli:də] 1) лидер; 2) главарь  
**leaf** [li:f] мн. ч. **leaves** [ˈli:vz] лист, листья  
**learn** [lɜ:n] 1) узнавать; 2) учить, выучивать  
**left** [left] левый (-ая, -ое, -ые)  
**lemon** [ˈlemən] лимон  
**length** [leŋθ] длина  
**library** [ˈlaɪbrəri] библиотека  
**life jacket** [ˈlaɪf ˌdʒækt] спасательный жилет  
**light** [laɪt] 1) лёгкий (-ая, -ое, -ие) (о весе); 2) светлый (-ая, -ое, -ые)  
**lily** [ˈlɪli] лилия  
**\*liquid** [ˈlɪkwɪd] 1. жидкость; 2. жидкий (-ая, -ое, -ие)  
**long ago** [lɒŋ əˈɡəʊ] давно  
**lovely** [ˈlʌvli] замечательный, восхитительный (-ая, -ое, -ые)  
**luggage** [ˈlʌdʒɪʃ] багаж

## Mm

**make** [meɪk] делать, изготавливать  
**Malaysia** [məˈleɪziə] Малайзия  
**map** [mæp] карта  
**March** [mɑ:tʃ] март  
**\*marvellous** [məˈvələs] великолепный (-ая, -ое, -ые)  
**match<sup>1</sup>** [mætʃ] спичка  
**match<sup>2</sup>** [mætʃ] находить соответствие  
**May** [meɪ] май

\*maybe ['meɪbi] может быть  
mean [mi:n] означать  
medicine ['medsn] лекарство  
meet [mi:t], *прош. вр. met* встречать  
member ['membə] член (группы)  
message ['mesɪdʒ] сообщение  
\*metal ['metl] 1. металл; 2. метал-  
лический (-ая, -ое, -ие)  
metre ['mi:tə] метр  
\*microlight plane ['maɪkrəulaɪt plæn]  
сверхлёгкий самолёт  
middle ['mɪdl] середина  
\*moment ['mɒmənt] момент  
monkey ['mʌŋki] обезьяна  
month [mʌnθ] месяц  
more [mɔ:] больше  
\*mosaic [məʊ'zeɪk] мозаика  
mountain ['maʊntɪn] гора  
move [mu:v] 1) двигаться; 2) пе-  
реезжать  
museum [mju:'zi:əm] музей

#### Nn

nationality [næʃə'nælɪti] 1) граждан-  
ство; 2) национальность  
need [ni:d] нуждаться в чём-либо  
never ['nevə] никогда  
newspaper ['nju:zpeɪpə] газета  
next [nekst] следующий (-ая, -ее,  
-ие) (день, месяц, год)  
next to рядом с  
nice [naɪs] хороший (-ая, -ое, -ие),  
замечательный (-ая, -ое, -ые)  
night [naɪt] ночь  
nobody ['nɒbɒdi] никто  
noise [noɪz] шум  
north [nɔ:θ] 1. север; 2. северный  
(-ая, -ое, -ые)  
November [nuv'embə] ноябрь

#### Oo

October [ɒk'təʊbə] октябрь  
of course [ɔv 'kɔ:s] конечно  
office ['ɒfɪs] офис  
old [əʊld] старый (-ая, -ое, -ые)  
on [ɒn/ən] на  
on your own самостоятельно  
once [wʌns] когда-то  
only ['əʊnli] только  
opposite [ə'pɒzɪt] напротив

\*orangutan [ɔr'æŋgɪ'tæŋ] орангутан  
orchid ['ɔ:kɪd] орхидея  
over [əʊvə] через, над  
\*own [əʊn] владеть

#### Pp

page [peɪdʒ] страница  
palm [pɔ:m] пальма  
pancake ['ræŋkeɪk] блин  
parent ['peərənt] родитель  
park [pɑ:k] парковать (машину)  
parliament ['pɑ:lɪmənt] парламент  
parrot ['pærət] попугай  
passenger ['pæsɪndʒə] пассажир  
past [pɑ:st] 1. прошлое;  
2. прошлый (-ая, -ое, -ые),  
прошедший (-ая, -ее, -ие)  
\*pelican ['pelɪkən] пеликан  
\*pigeon ['pɪdʒn] голубь  
pilot ['paɪlət] пилот  
pizza parlour ['pɪtsə ˌpɑ:lə] пицце-  
рия  
plane [pleɪn] самолёт  
plant [plɑ:nt] растение  
pitcher ['pɪtʃə] plant плотоядное  
растение  
plate [pleɪt] тарелка  
\*platform ['plætfɔ:m] платформа  
platypus ['plætɪpəs] утконос  
Poland [pəʊlənd] Польша  
police [pə'li:s] 1. полиция;  
2. полицейский (-ая, -ое,  
-ие)  
policeman [pə'li:smən] полицейский  
Polish ['pəʊlɪʃ] 1. польский (-ая,  
-ое, -ие); 2. поляк, полька  
porcupine ['pɔ:kjʊrəɪn] дикобраз  
post office ['pəʊst ɒfɪs] почта  
pot [pɒt] горшок  
present ['preznt] 1. настоящее;  
2. настоящий (-ая, -ее, -ие),  
нынешний  
professor [prə'fesə] профессор  
proud [praʊd] гордый (-ая, -ое,  
-ые)  
Qq  
quickly ['kwɪkli] быстро  
quiet ['kwaɪət] спокойный (-ая,  
-ое, -ые)

**Rr**

**rabbit** ['ræbɪt] кролик  
**rain forest** ['reɪn fɔːrɪst] тропический, дождевой лес  
**rare** [reə] редкий (-ая, -ое, -ие)  
**red** [red] 1) красный (-ая, -ое, -ые); 2) рыжий (-ая, -ее, -ие);  
**repeat** [rɪ'pi:t] повторять  
**right** [raɪt] 1) правый; 2) правильный (-ая, -ое, -ые)  
**ring** [rɪŋ] звонить  
**river** ['rɪvə] река  
**road** [rəʊd] дорога  
**robin** ['rɒbɪn] малиновка  
**rock** [rɒk] скала, горная порода  
**rope** [rəʊp] 1. верёвка; 2. верёвочный (-ая, -ое, -ые)  
**rucksack** ['rʌksæk] рюкзак  
**rule** [ruːl] правило  
**run** [rʌn] бегать

**Ss**

\***sack** [sæk] мешок  
**safari park** [sə'faɪrɪ 'pɑːk] сафари-парк  
**salt** [sɔːlt] соль  
**save** [seɪv] спасать  
**scientist** ['saɪəntɪst] учёный  
**screen** [skriːn] экран  
**search** [sɜːtʃ] 1. искать; обыскивать; 2. поиск  
**season** ['siːzn] время года  
**seed** [siːd] семечко  
**send** [send] посылать  
**September** [sep'tembə] сентябрь  
**shelter** ['ʃeltə] 1. навес, укрытие; 2. укрыться  
**shine** [ʃaɪn] светить  
**ship** [ʃɪp] корабль  
**\*shower** ['ʃaʊə] душ  
**sick** [sɪk] больной (-ая, -ое, -ые)  
**side** [saɪd] сторона  
**sign** [saɪn] знак  
**silly** ['sɪli] глупый (-ая, -ое, -ые)  
**ski** [ski] 1. мн. ч. **skis** лыжи; 2. кататься на лыжах  
**sleep** [slɪp] спать  
**small** [smɔːl] маленький (-ая, -ое, -ие)  
**snake** [sneɪk] змея  
**so** [səʊ] так

**sound** [saʊnd] звук  
**south** [saʊθ] 1. юг; 2. южный (-ая, -ое, -ые)  
**\*space** [speɪs] пространство  
**space shuttle** ['speɪs ʃʌtl] космический корабль многоцелевого использования  
**Spain** [speɪn] Испания  
**spine** [speɪn] игла, шип  
**spring** [sprɪŋ] весна  
**square** [skweɪ] 1) площадь; 2) квадрат  
**squirrel** ['skwɪrəl] белка  
**stamp** [stæmp] марка  
**station** ['steɪʃn] 1) станция; 2) установка  
**stay** [steɪ] оставаться  
**stone** [stəʊn] камень  
**stop** [stɒp] останавливать(ся)  
**strong** [strɒŋ] сильный (-ая, -ое, -ые), крепкий (-ая, -ое, -ие)  
**study** ['stʌdi] учиться  
**sugar** ['ʃʊɡə] сахар  
**suitcase** ['suɪtkeɪs] чемодан  
**summer** ['sʌmə] лето  
**sun hat** ['sʌn 'hæt] панамы, шляпа от солнца  
**sunflower** ['sʌnflaʊə] подсолнух  
**sweet** [swiːt] 1. конфета; 2. сладкий (-ая, -ое, -ие)  
**swim** [swɪm] плавать

**Tt**

**tadpole** ['tædpoʊl] головастики  
**taiga** ['taɪɡə] тайга  
**tail** [teɪl] хвост  
**take** [teɪk] брать, взять  
**take away** забирать  
**take photos** фотографировать  
**talk** [tɔːk] говорить, разговаривать  
**tall** [tɔːl] высокий (-ая, -ое, -ие)  
**taller** ['tɔːlə] ср. ст. выше  
**taxi** ['tæksi] такси  
**tell** [tel] рассказывать  
**tent** [tent] палатка  
**than** [ðæn/ðən] чем  
**thick** [θɪk] 1) толстый; 2) густой (-ая, -ое, -ые)  
**thin** [θɪn] тонкий (-ая, -ое, -ие)  
**thing** [θɪŋ] вещь, предмет

**thirsty** ['θɜːsti] испытывающий жажду  
**through** [θruː] через  
**ticket** ['tɪkɪt] билет  
**tiger** ['taɪgə] тигр  
**timetable** ['taɪm,teɪbl̩] расписание  
**tired** ['taɪəd] усталый (-ая, -ое, -ые)  
**today** [tə'deɪ] сегодня  
**top** [tɒp] вершина, верхушка  
**torch** [tɔːtʃ] фонарь  
**touch** [tʌtʃ] дотрагиваться  
**towel** ['taʊəl] полотенце  
**town** [taʊn] город (небольшой)  
**toy** [tɔɪ] 1. игрушка; 2. игрушечный (-ая, -ое, -ые)  
**travel** ['trævl] 1. путешествие; 2. путешествовать  
**traveller** ['trævlə] путешественник  
**tropical** ['trɒpɪkəl] тропический (-ая, -ое, -ие)  
**trunk** [trʌŋk] 1) хобот (слона); 2) ствол (дерева)  
**truth** [truːθ] правда  
**tell the truth** говорить правду  
**tube** [tjuːb] метро (английское название)  
**turn** [tɜːn] повернуть, свернуть  
**turn right/left** повернуть направо/налево

#### Uu

**uncle** ['ʌŋkl̩] дядя  
**understand** [ʌndə'stænd] понимать  
**up** [ʌp] вверх; на  
**use** [juːz] использовать

#### Vv

**vet** [vet] ветеринар  
**video shop** ['vɪdɪəʊ ʃɒp] магазин видеофильмов  
**view** [vjuː] вид, панорама  
**village** ['vɪlɪdʒ] деревня  
**visit** ['vɪzɪt] 1. посещать; 2. визит, посещение

**volcano** [vɒl'keɪnəʊ] вулкан

#### Ww

**wait** [weɪt] ждать  
**warm** [wɔːm] тёплый  
**was** [wɒz/wɔːz] см. **be**  
**watch** [wɒtʃ] смотреть, наблюдать  
**water** ['wɔːtə] 1. вода; 2. водяной (-ая, -ое, -ые); 3. поливать  
**weather** ['weðə] погода  
**were** [wɜː] см. **be**  
**west** [west] 1. запад; 2. западный (-ая, -ое, -ые)  
**wet** [wet] сырой, влажный, мокрый (-ая, -ое, -ые)  
**what** [wɒt] что; какой  
**whenever** [wen'evə] когда бы ни; всякий раз, когда  
**which** [wɪtʃ] какой (-ая, -ое, -ие); который (-ая, -ое, -ые)  
**who** [huː/hu] кто  
**whole** [həʊl] весь  
**why** [waɪ] почему  
**wild** [waɪld] дикий (-ая, -ое, -ие)  
**winter** ['wɪntə] 1. зима; 2. зимний (-ая, -ое, -ие)  
**without** [wɪðaʊt] без  
**wolf** [wʊlf] мн. ч. **wolves** [wʊlvz] волк, волки  
**wonderful** ['wʌndəfʊl] чудесный, прекрасный (-ая, -ое, -ые)  
**work** [wɜːk] 1. работать; 2. работа  
**world** [wɜːld] мир  
**worry** ['wɒri] волноваться  
**wrong** [rɒŋ] 1. неправильно, не так; 2. неправильный (-ая, -ое, -ые)

#### Yy

**year** [jɜː] год  
**yesterday** ['jestədi] вчера

<p><b>ch</b> <math>\begin{cases} [ʃ] &amp; \text{chocolate, each} \\ [ʃ] &amp; \text{machine, chef} \\ [k] &amp; \text{school, chemist} \end{cases}</math></p>		<p><b>ph</b> [f] <b>phone, alphabet</b>  <b>wr</b> [r] <b>write, wrong</b>  <b>sh</b> [ʃ] <b>she, shirt</b>  <b>tch</b> [tʃ] <b>watch, match</b>  <b>qu</b> [kw] <b>queen, quick</b></p>										
<p><b>-ng</b> [ŋ] <b>morning, long</b>  <b>-ng-</b> [ŋg] <b>language, jungle</b></p>												
<p><b>th</b> <math>\begin{cases} [θ] &amp; \text{thing, both} \\ [ð] &amp; \text{they, weather} \end{cases}</math></p>												
<p><b>wh</b> <math>\begin{cases} + o &amp; [h] &amp; \text{who, whose} \\ + a, y, i, e &amp; [w] &amp; \text{what, white} \end{cases}</math></p>		<p><b>c</b> <math>\begin{cases} + e, i, y [s] &amp; \text{city, face, bicycle} \\ + a, o, u [k] &amp; \text{can, cock, cup} \end{cases}</math></p>										
<p><b>nk</b> [ŋk] <b>pink</b>      <b>of</b> [əv/dv]</p>		<p><b>kn-</b> = [n]      <b>know</b>      <b>-mn</b> = [m]      <b>autumn</b></p>										
<b>Aa</b>	<b>Bb</b> [bi:]	<b>Cc</b> [si:]	<b>Dd</b> [di:]	<b>Ee</b>	<b>Ff</b> [ef]	<b>Gg</b> [dʒi:]	<b>Hh</b> [entʃ]	<b>Ii</b>	<b>Jj</b> [dʒei]	<b>Kk</b> [kei]	<b>Ll</b> [el]	<b>Mm</b> [em]
<b>Nn</b> [en]	<b>Oo</b>	<b>Pp</b> [pi:]	<b>Qq</b> [kju:]	<b>Rr</b> [ɑ:]	<b>Ss</b> [es]	<b>Tt</b> [ti:]	<b>Uu</b>	<b>Vv</b> [vi:]	<b>Ww</b> [ˈdʌbju:]	<b>Xx</b> [eks]	<b>Yy</b>	<b>Zz</b> [zed]



[http://www.Forward.ru/Мой ноутбук/Правила чтения гласных](http://www.Forward.ru/Мой_ноутбук/Правила_чтения_гласных)

закрытый слог      открытый слог

**a** [æ] cat      [eɪ] name      [ɑ:] car      [eə] fair      [ɔ:] ball

**e** [e] ten      [i:] evening      [ɜ:] her      [ɪə] here

**i** [ɪ] big      [aɪ] five      [ɜ:] girl      [aɪə] fire

**y** [ɪ] gymnast      [aɪ] my

**o** [ɒ] clock      [aʊ] rose      [ɔ:] horse      [ɔ:] more      book [ʊ], boot [u:]

**u** [ʌ] mum      [ju:] music      [ɜ:] surf      [aʊ] house

**ai, ay** [eɪ] rain, day      **ee, ea** [i:] green, tea

**oe** [aʊ] toe      **ui** [u:] fruit      **ey** [eɪ] they      **oy** [ɔɪ] toy

Aa	Bb	Cc	Dd	Ee	Ff	Gg	Hh	Ii	Jj	Kk	Ll	Mm
[eɪ]				[i:]				[aɪ]				
Nn	Oo	Pp	Qq	Rr	Ss	Tt	Uu	Vv	Ww	Xx	Yy	Zz
	[aʊ]						[ju:]				[waɪ]	